

## **OUR MISSION**

*The Toronto Catholic District School Board is an inclusive learning community rooted in the love of Christ..  
We educate students to grow in grace and knowledge and to lead lives of faith, hope and charity*

## **OUR VISION**

*At Toronto Catholic, we transform the world  
through witness, faith, innovation and action.*



# **AGENDA ADDENDUM THE REGULAR MEETING OF THE STUDENT ACHIEVEMENT AND WELL BEING, CATHOLIC EDUCATION AND HUMAN RESOURCES COMMITTEE**

## **PUBLIC SESSION**

**Angela Kennedy, Chair**

**Garry Tanuan, Vice-Chair**

Thursday, October 8, 2015

7:00 P.M.

---

	Pages
<b>6. Delegations</b>	
6.b <i>Geoff Feldman, on behalf of CPIC, regarding invitation to Trustees to OAPCE-CPIC Summit on Oct 24, 2015</i>	1
<b>11. Reports For Information</b>	
11.f <i>Revised Enrolment Report – October 2015</i>	2 - 5



# **TORONTO CATHOLIC DISTRICT SCHOOL BOARD**

## **DELEGATION REGISTRATION FORM FOR STANDING OR OTHER COMMITTEES**

PLEASE BE ADVISED THAT ALL STANDING  
COMMITTEE MEETINGS ARE BEING RECORDED

For Board Use Only

Delegation No. \_\_\_\_\_

- ☐ Public Session  
☐ Private Session  
☐ Five (5) Minutes

Name	Geoff Feldman
Committee	Student Achievement and Well-Being Catholic Education Human Resources
Date of Presentation	10/8/2015
Topic of Presentation	Trustee Invite
Topic or Issue	Invite Trustees to OAPCE-CPIC Summit on Oct 24, 2015
Details	Short 2-minute personal invitation
Action Requested	Trustees and Staff join in the CPIC-OAPCE-Summit

I am here as a delegation to speak only on my own behalf	
I am an official representative of the Catholic School Advisory Committee (CSAC)	
I am an official representative of student government	
I am here as a spokesperson for another group or organization	Yes CPIC

Submittal Date	10/8/2015
----------------	-----------



REPORT TO

## STUDENT ACHIEVEMENT AND WELL BEING, CATHOLIC EDUCATION AND HUMAN RESOURCES COMMITTEE

### REVISED ENROLMENT REPORT – OCTOBER 2015

*'But seek ye first the kingdom of God, and His righteousness; and all these things shall be added unto you.'* –  
Matthew 6:33

Created, Draft	First Tabling	Review
October 8, 2015	<a href="#">Click here to Enter Date First appearance at Standing Committee or Board</a>	<a href="#">Click here to enter a date.</a>

John Volek, Sr. Coordinator, Planning Services

### INFORMATION REPORT

#### Vision:

*At Toronto Catholic we transform the world through witness, faith, innovation and action.*

#### Mission:

*The Toronto Catholic District School Board is an inclusive learning community rooted in the love of Christ. We educate students to grow in grace and knowledge and to lead lives of faith, hope and charity*



G. Poole

Associate Director of Academic Affairs

A. Sangiorgio

Associate Director of Planning and Facilities

Angela Gauthier

Director of Education

## A. EXECUTIVE SUMMARY

This report provides a side-by-side comparison of the preliminary enrolment figures for October 8, 2015 with the Board approved projected enrolment for October 31, 2015.

## B. PURPOSE

The purpose of this report is to provide the Board of Trustees with preliminary enrolment figures for the elementary and secondary panels based on actual Trillium data. Refer to enrolment tables below.

## C. EVIDENCE/RESEARCH/ANALYSIS

### 1. Elementary Panel Enrolment

	JK	SK	Gr 1	Gr 2	Gr 3	Gr 4	Gr 5	Gr 6	Gr 7	Gr 8	Total	% Diff.
Total Actual	5,523	5,810	6,034	6,052	6,174	6,078	6,128	6,081	6,302	6,175	60,357	0.5%
Total Projected	5,529	5,819	6,066	6,040	6,158	6,062	6,003	6,019	6,269	6,054	60,018	
Total Difference (Actual - Projected)	-6	-9	-32	12	16	16	125	62	33	121	338	

### 2. Total FDK Enrolment

	Total	% Diff.
Total Actual FDK (JK & SK)	11,333	-0.1%
Total Projected FDK (JK & SK)	11,348	
Total Difference (Actual - Projected)	-15	

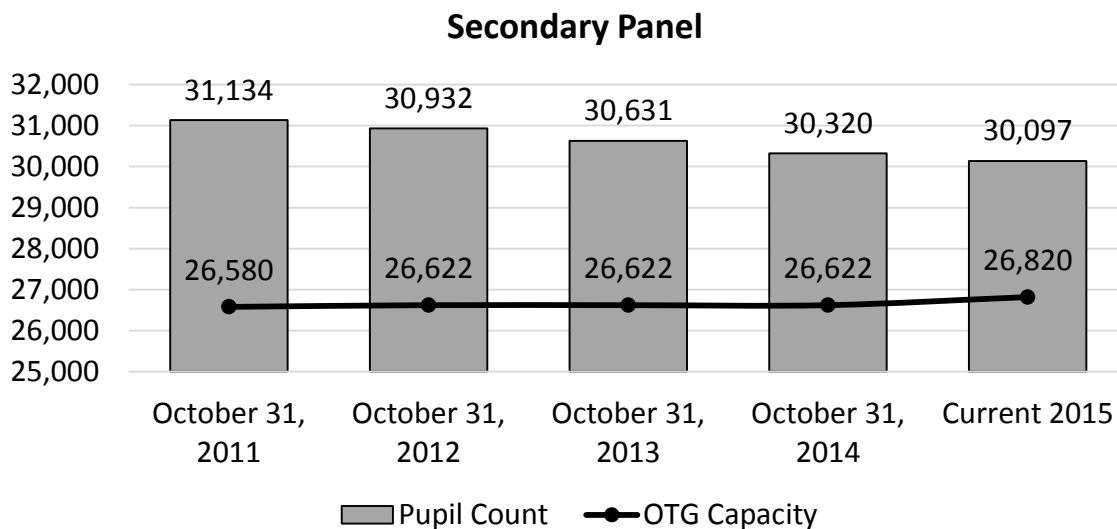
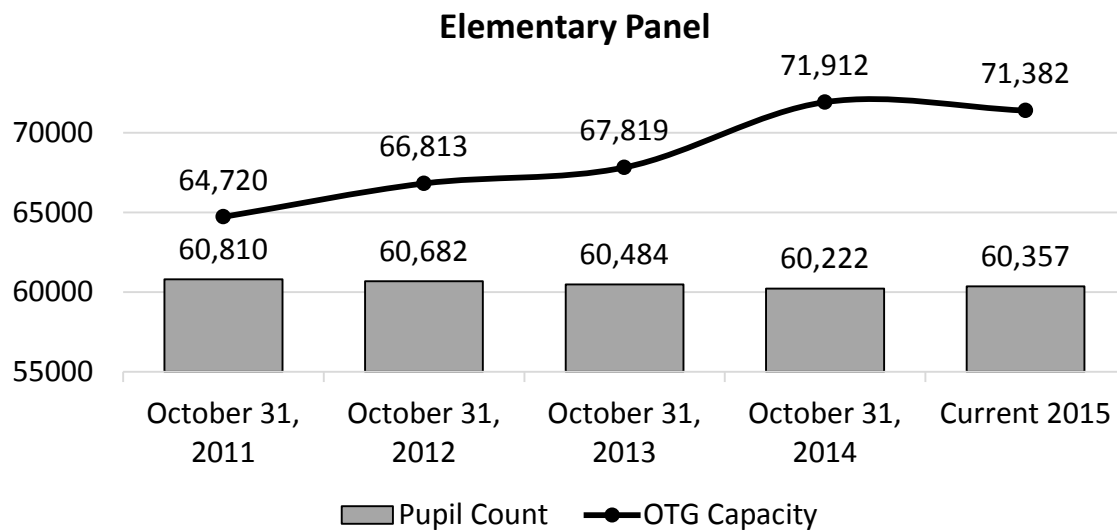
### 3. Secondary Panel Enrolment

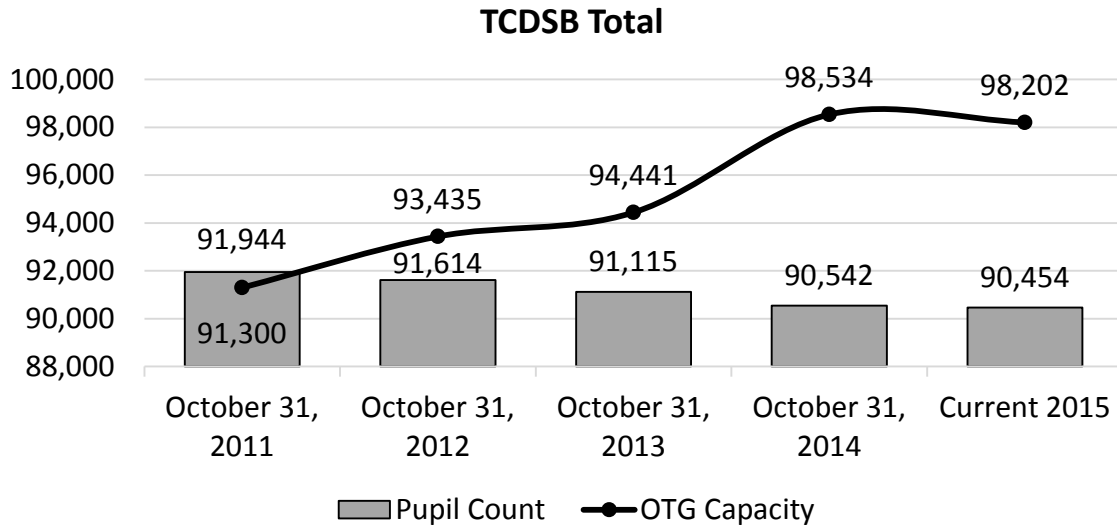
	Gr 9	Gr 10	Gr 11	Gr 12	Total	% Diff.
Total Actual	6,870	6,910	7,377	8,940	30,097	0.5%
Total Projected	6,728	6,839	7,341	9,047	29,955	
Total Difference (Actual - Projected)	142	71	36	-107	142	

#### 4. Total Enrolment

	Total	% Diff.
Total Actual	90,454	0.5%
Total Projected	89,973	
Total Difference (Actual - Projected)	481	

#### 5. Historic Enrolment and Capacity





#### **D. CONCLUDING STATEMENT**

This report is for the consideration of the Board.