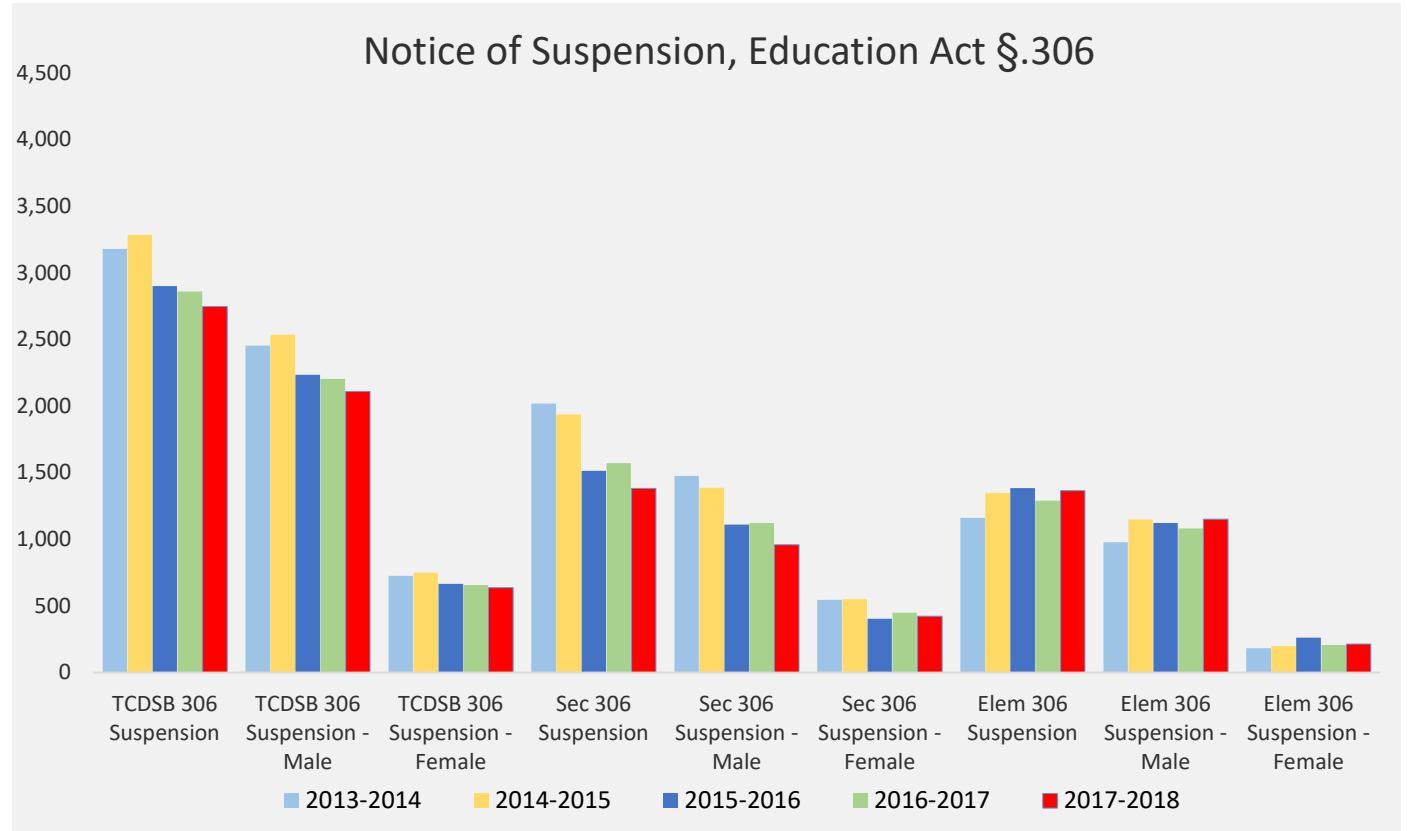
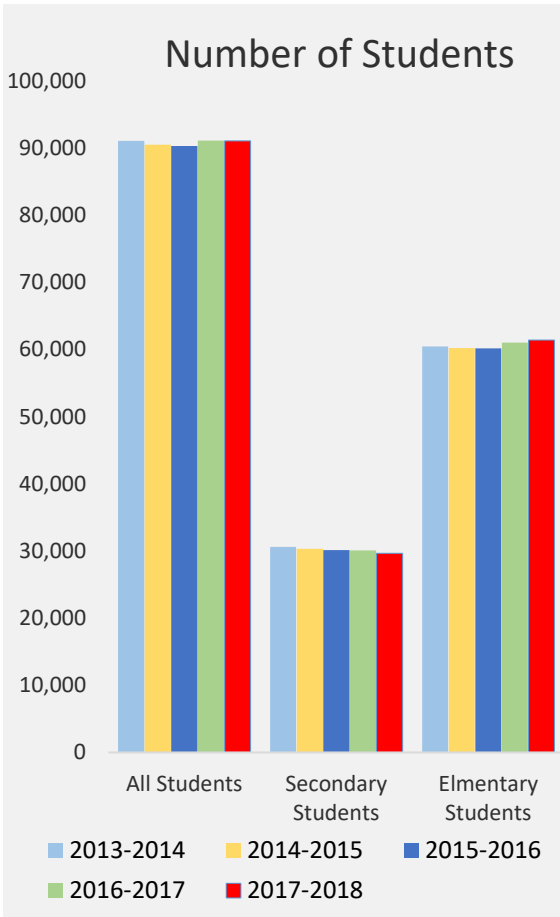


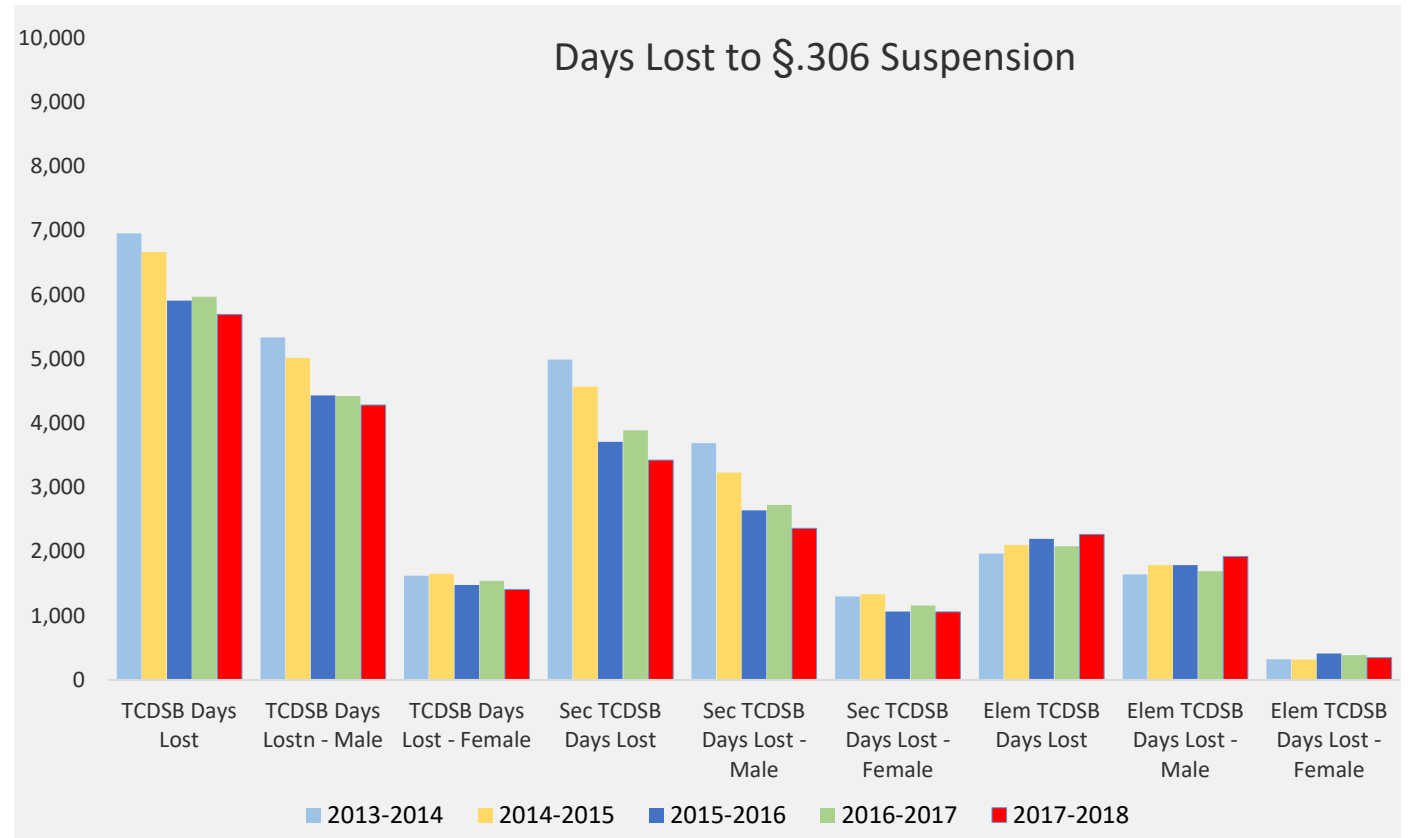
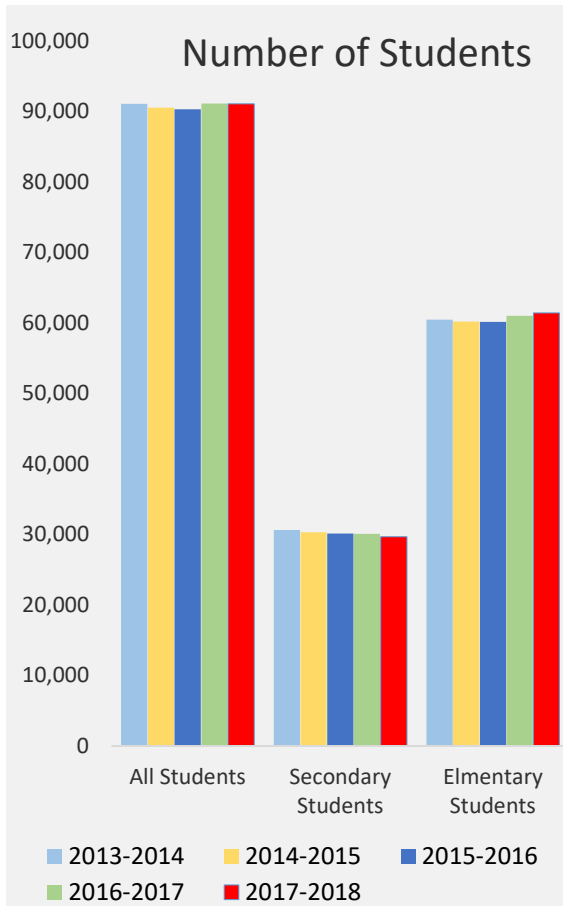
Notice of Suspension, Education Act §.306

TCDSB	All Students	Secondary Students	Elementary Students	TCDSB 306 Suspension	TCDSB 306 Suspension - Male	TCDSB 306 Suspension - Female	Sec 306 Suspension	Sec 306 Suspension - Male	Sec 306 Suspension - Female	Elem 306 Suspension	Elem 306 Suspension - Male	Elem 306 Suspension - Female
2013-2014	91,115	30,631	60,484	3,180	2,453	727	2,020	1,475	545	1,160	978	182
2014-2015	90,541	30,319	60,222	3,285	2,536	749	1,936	1,386	550	1,349	1,150	199
2015-2016	90,333	30,149	60,184	2,900	2,234	666	1,515	1,111	404	1,385	1,123	262
2016-2017	91,144	30,109	61,035	2,861	2,204	657	1,571	1,122	449	1,290	1,082	208
2017-2018	91,107	29,673	61,434	2,746	2,110	636	1,381	959	422	1,365	1,151	214



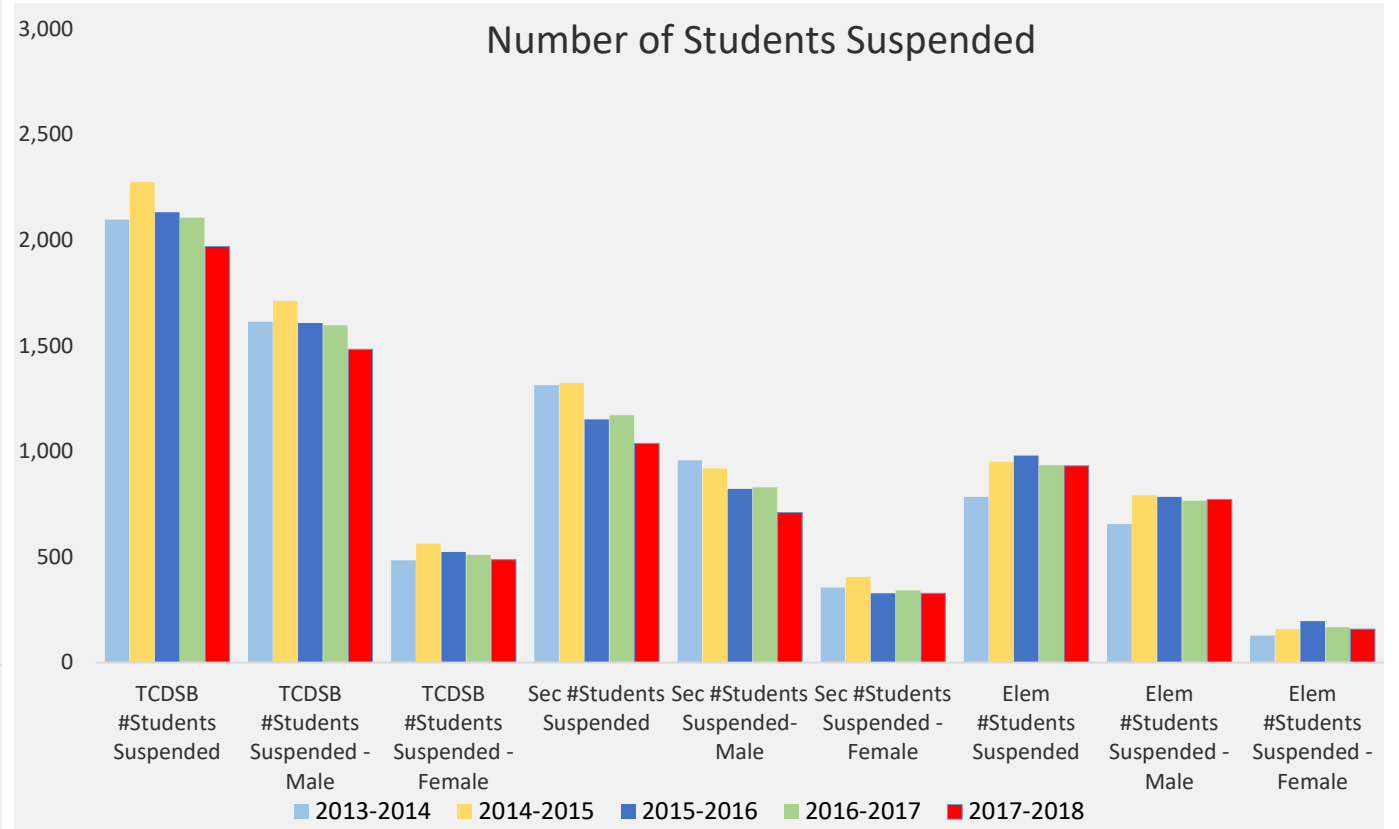
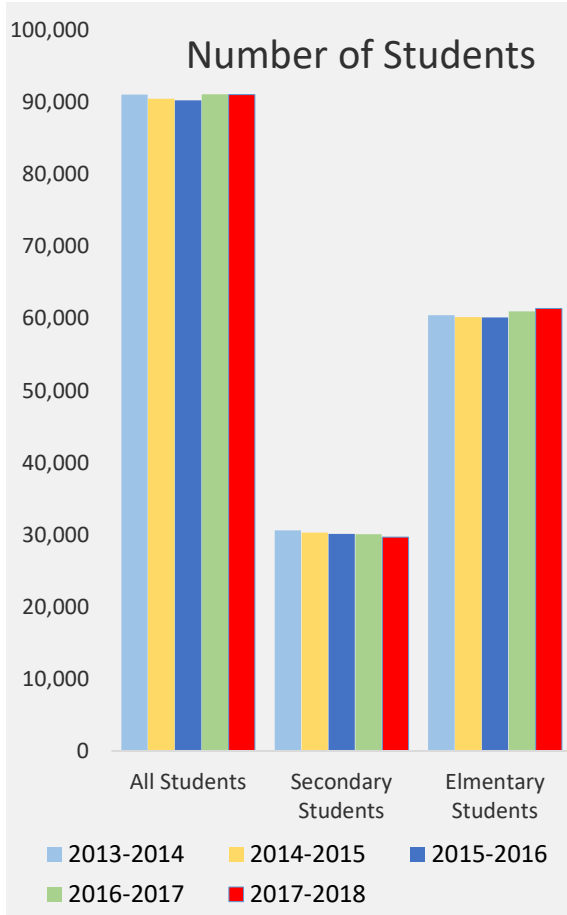
Days Lost to §.306 Suspension

TCDSB	All Students	Secondary Students	Elementary Students	TCDSB Days Lost	TCDSB Days Lostn - Male	TCDSB Days Lost - Female	Sec TCDSB Days Lost	Sec TCDSB Days Lost - Male	Sec TCDSB Days Lost - Female	Elem TCDSB Days Lost	Elem TCDSB Days Lost - Male	Elem TCDSB Days Lost - Female
2013-2014	91,115	30,631	60,484	6,958	5,335	1,623	4,990	3,689	1,301	1,968	1,646	322
2014-2015	90,541	30,319	60,222	6,669	5,017	1,652	4,565	3,228	1,337	2,104	1,789	315
2015-2016	90,333	30,149	60,184	5,909	4,431	1,478	3,711	2,644	1,067	2,198	1,787	411
2016-2017	91,144	30,109	61,035	5,970	4,425	1,545	3,889	2,729	1,160	2,081	1,696	385
2017-2018	91,107	29,673	61,434	5,694	4,285	1,409	3,424	2,362	1,062	2,270	1,923	347



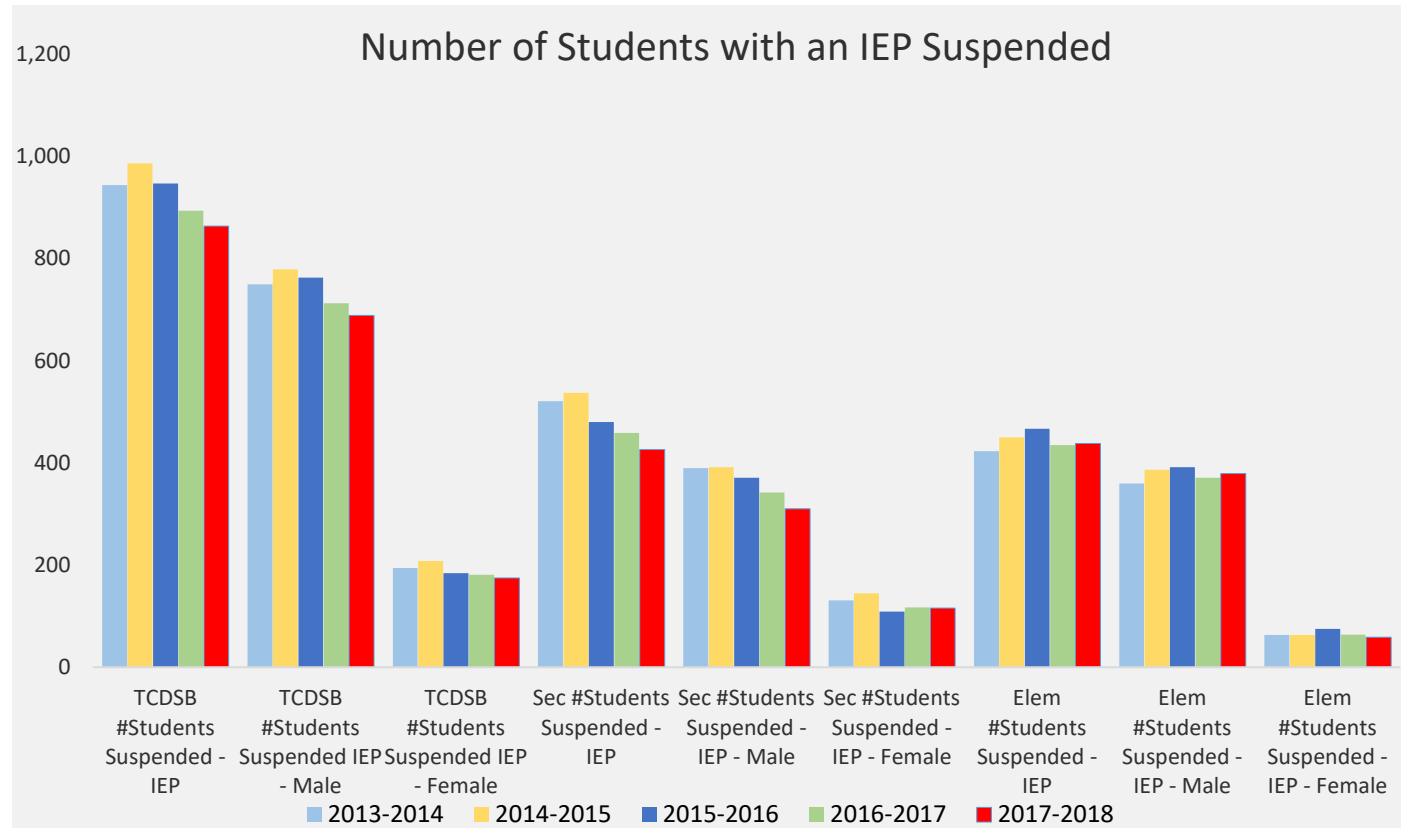
Number of Students Suspended

TCDSB	All Students	Secondary Students	Elementary Students	TCDSB #Students Suspended	TCDSB #Students Suspended - Male	TCDSB #Students Suspended - Female	Sec #Students Suspended	Sec #Students Suspended- Male	Sec #Students Suspended - Female	Elem #Students Suspended	Elem #Students Suspended - Male	Elem #Students Suspended - Female
2013-2014	91,115	30,631	60,484	2,098	1,614	484	1,314	958	356	784	656	128
2014-2015	90,541	30,319	60,222	2,275	1,712	563	1,324	919	405	951	793	158
2015-2016	90,333	30,149	60,184	2,132	1,608	524	1,151	823	328	981	785	196
2016-2017	91,144	30,109	61,035	2,107	1,597	510	1,172	830	342	935	767	168
2017-2018	91,107	29,673	61,434	1,970	1,483	487	1,038	710	328	932	773	159



Number of Students with an IEP Suspended

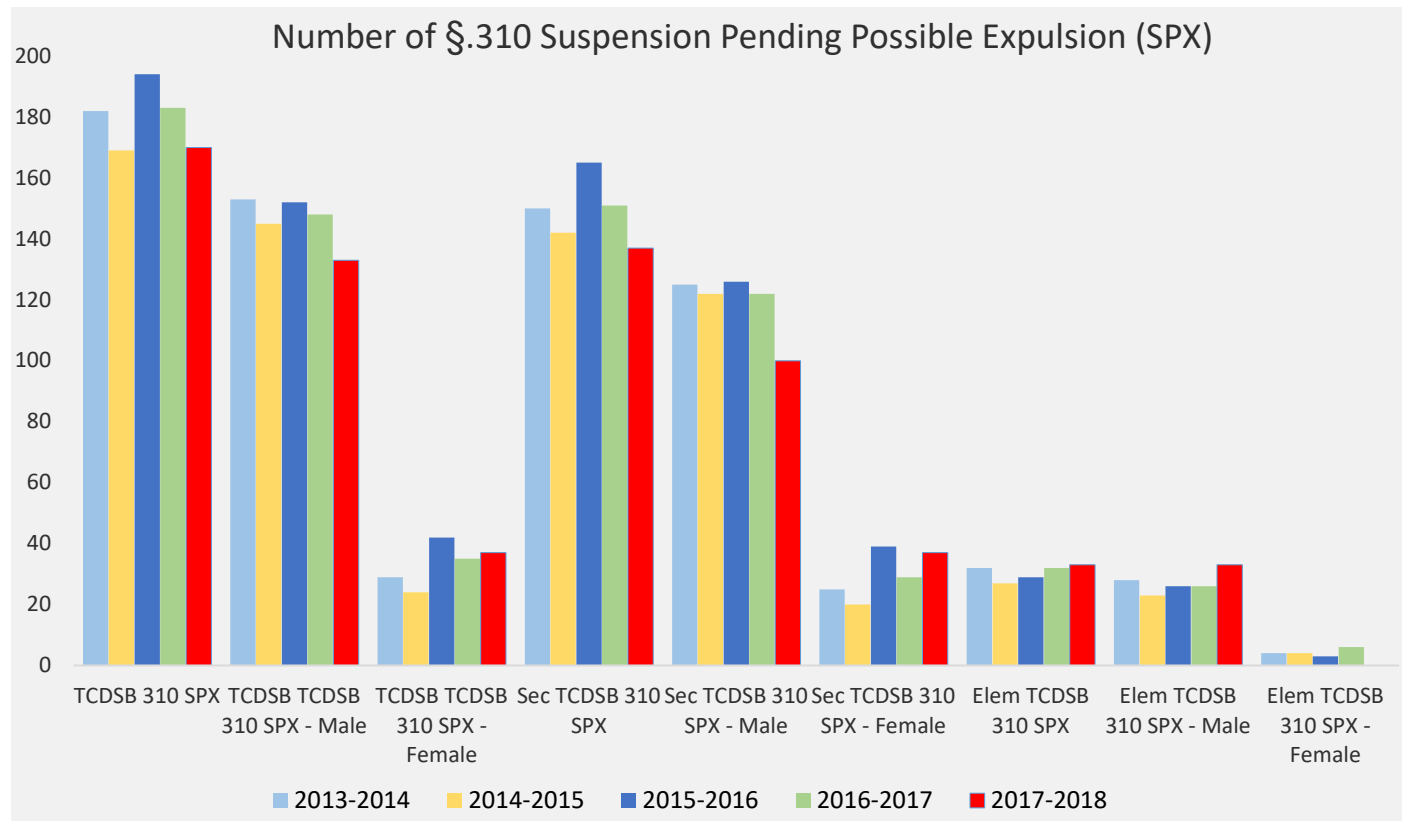
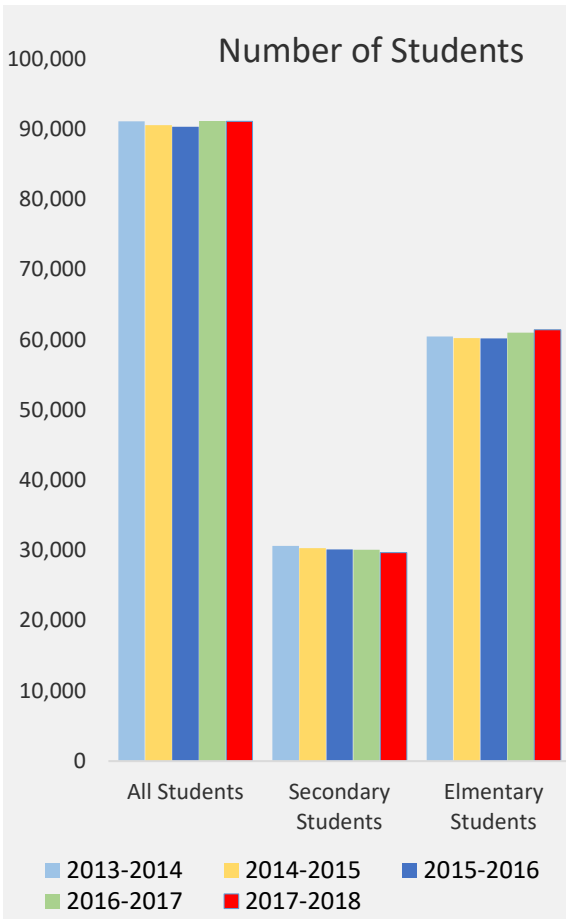
TCDSB	All Students	Secondary Students	Elementary Students	TCDSB	TCDSB	TCDSB	Sec	Sec	Sec	Elem	Elem	Elem
				#Students	#Students	#Students	#Students	#Students	#Students	#Students	#Students	#Students
				Suspended - IEP	Suspended - IEP - Male	Suspended - IEP - Female	Suspended - IEP	Suspended - IEP - Male	Suspended - IEP - Female	Suspended - IEP	Suspended - IEP - Male	Suspended - IEP - Female
2013-2014	91,115	30,631	60,484	944	750	194	521	390	131	423	360	63
2014-2015	90,541	30,319	60,222	987	779	208	537	392	145	450	387	63
2015-2016	90,333	30,149	60,184	947	763	184	480	371	109	467	392	75
2016-2017	91,144	30,109	61,035	894	713	181	459	342	117	435	371	64
2017-2018	91,107	29,673	61,434	864	689	175	426	310	116	438	379	59



Number of §.310 Suspension Pending Possible Expulsion (SPX) Issued

TCDSB	All Students	Secondary Students	Elementary Students
2013-2014	91,115	30,631	60,484
2014-2015	90,541	30,319	60,222
2015-2016	90,333	30,149	60,184
2016-2017	91,144	30,109	61,035
2017-2018	91,107	29,673	61,434

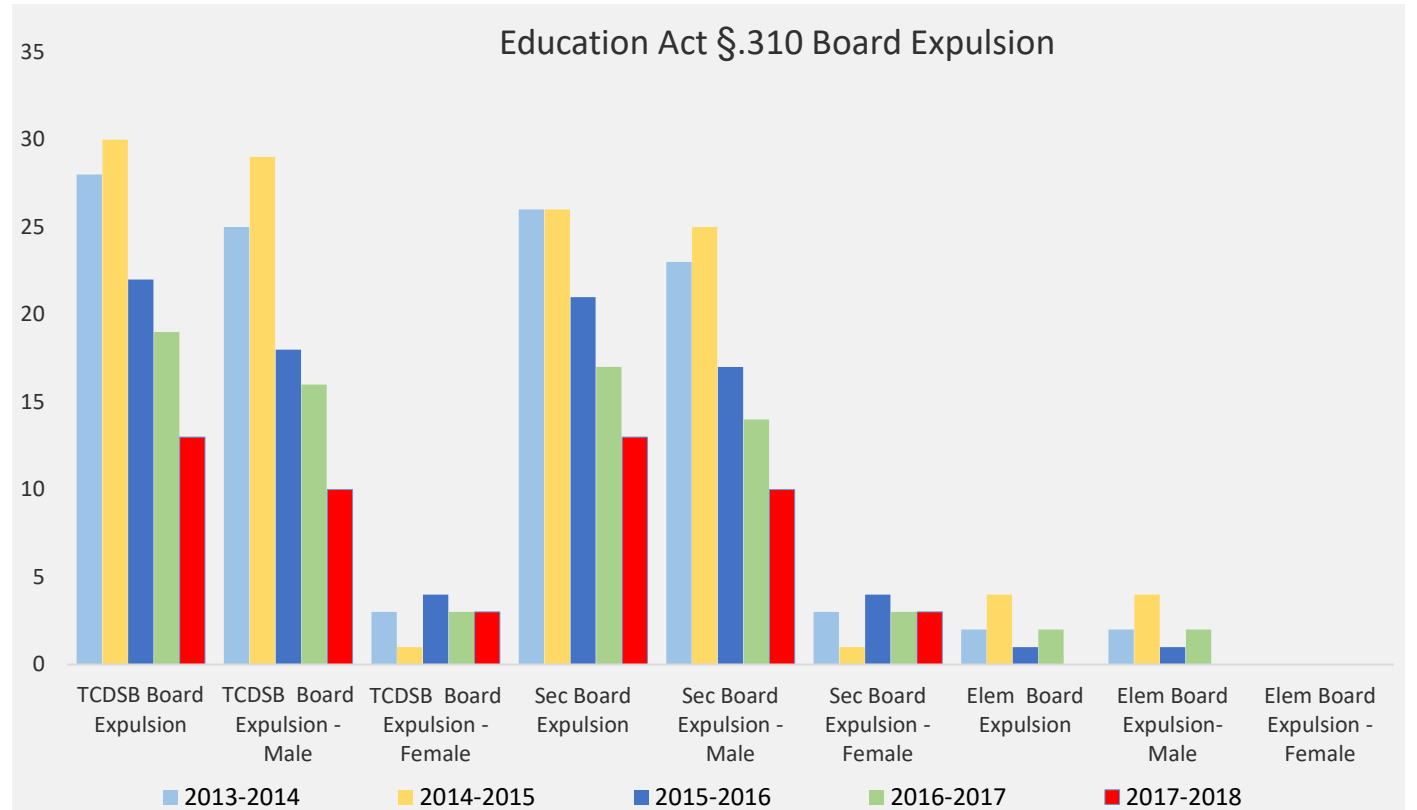
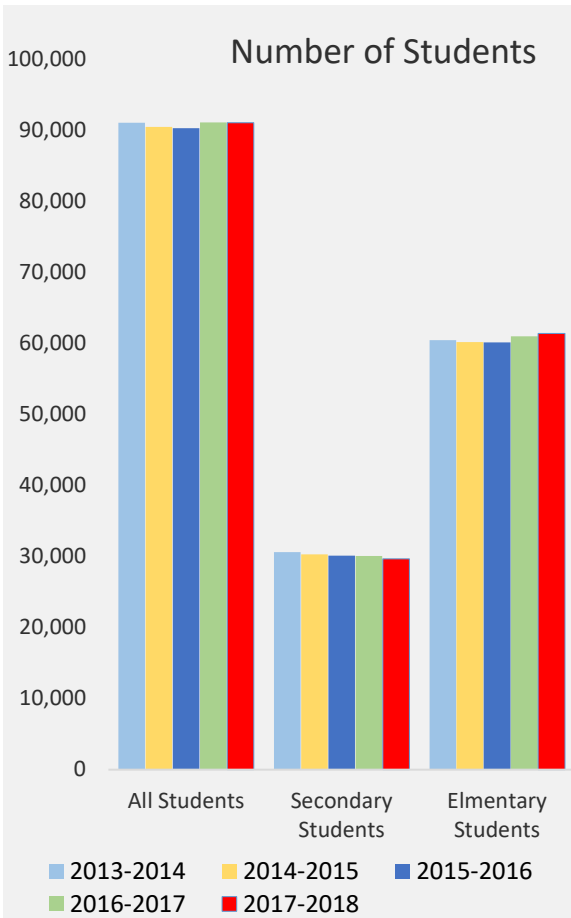
TCDSB 310 SPX	TCDSB TCDSB 310 SPX - Male	TCDSB TCDSB 310 SPX - Female	Sec TCDSB 310 SPX	Sec TCDSB 310 SPX - Male	Sec TCDSB 310 SPX - Female	Elem TCDSB 310 SPX	Elem TCDSB 310 SPX - Male	Elem TCDSB 310 SPX - Female
182	153	29	150	125	25	32	28	4
169	145	24	142	122	20	27	23	4
194	152	42	165	126	39	29	26	3
183	148	35	151	122	29	32	26	6
170	133	37	137	100	37	33	33	0



Education Act §.310 Board Expulsions

TCDSB	All Students	Secondary Students	Elementary Students
2013-2014	91,115	30,631	60,484
2014-2015	90,541	30,319	60,222
2015-2016	90,333	30,149	60,184
2016-2017	91,144	30,109	61,035
2017-2018	91,107	29,673	61,434

TCDSB Board Expulsion	TCDSB Board Expulsion - Male	TCDSB Board Expulsion - Female	Sec Board Expulsion	Sec Board Expulsion - Male	Sec Board Expulsion - Female	Elem Board Expulsion	Elem Board Expulsion - Male	Elem Board Expulsion - Female
28	25	3	26	23	3	2	2	0
30	29	1	26	25	1	4	4	0
22	18	4	21	17	4	1	1	0
19	16	3	17	14	3	2	2	0
13	10	3	13	10	3	0	0	0



Education Act §.310 School Expulsions

TCDSB	All Students	Secondary Students	Elementary Students	TCDSB School Expulsion	TCDSB School Expulsion - Male	TCDSB School Expulsion - Female	Sec School Expulsion	Sec School Expulsion - Male	Sec School Expulsion - Female	Elem School Expulsion	Elem School Expulsion - Male	Elem School Expulsion - Female
2013-2014	91,115	30,631	60,484	61	53	8	57	50	7	4	3	1
2014-2015	90,541	30,319	60,222	48	40	8	47	39	8	1	1	0
2015-2016	90,333	30,149	60,184	48	32	16	47	31	16	1	1	0
2016-2017	91,144	30,109	61,035	45	40	5	44	40	4	1	0	1
2017-2018	91,107	29,673	61,434	61	48	13	55	42	13	6	6	0

