



REPORT TO

STUDENT ACHIEVEMENT AND WELL BEING, CATHOLIC EDUCATION AND HUMAN RESOURCES COMMITTEE

EDUCATION QUALITY AND ACCOUNTABILITY (EQAO) PRIMARY DIVISION, JUNIOR DIVISION, GRADE 9 AND OSSLT ASSESSMENT RESULTS

“An intelligent mind acquires knowledge, and the ear of the wise seeks knowledge.” Proverbs 18:15

Created, Draft	First Tabling	Review
September 11, 2018	October 4, 2018	Click here to enter a date.

M. Vanayan, Senior Coordinator, Educational Research

L. DiMarco, Superintendent of Curriculum, Leadership and Innovation; Academic ICT

G. Iuliano Marrello, Superintendent of Student Success

INFORMATION REPORT

Vision:

At Toronto Catholic we transform the world through witness, faith, innovation and action.

Mission:

The Toronto Catholic District School Board is an inclusive learning community uniting home, parish and school and rooted in the love of Christ.

We educate students to grow in grace and knowledge to lead lives of faith, hope and charity.



Rory McGuckin
Director of Education

D. Koenig
Associate Director
of Academic Affairs

T. Robins
Acting Associate Director
of Planning and Facilities

L. Noronha
Executive Superintendent
of Business Services and
Chief Financial Officer

A. EXECUTIVE SUMMARY

This report summarizes the results of Toronto Catholic District School Board (TCDSB) student achievement on the 2017-2018 EQAO Assessments of Reading, Writing and Mathematics, Primary Division and Junior Division, the Grade 9 Assessment of Mathematics and the Ontario Secondary School Literacy Test (OSSLT).

Overall, Board scores remain strong at or above 75% in Grade 3 and 6 reading and writing, Grade 9 academic mathematics and OSSLT. In Primary and Junior, mathematics results remain low both in the Board and Province. At the secondary level, Grade 9 applied mathematics scores for TCDSB have increased, are above the Province yet still require improvement.

After further analysis, a professional learning plan will be brought to the November Student Achievement and Well-Being, Catholic Education and Human Resources meeting.

The cumulative staff time required to prepare this report was 20 hours.

B. PURPOSE

1. This report presents Provincial and Board results on the Education Quality and Accountability Office (EQAO) Primary Division, Junior Division, Grade 9 Assessments and the OSSLT. School and Board results from all assessments were released on September 19, 2018.

C. BACKGROUND

1. Administration of Assessments

The Assessments of Reading, Writing and Mathematics, Primary Division (Grades 1–3) and Junior Division (Grades 4–6) are administered to all Ontario students, in June, at the end of the:

- primary division (Grade 3); and
- junior division (Grade 6).

The Grade 9 Assessment of Mathematics is administered to:

- all Ontario students who are working toward their Grade 9 academic or applied mathematics credit;
- students in the first-semester mathematics courses in January; and

- students in the second-semester or full-year mathematics courses in June.

The OSSLT is administered to:

- all Grade 10 Ontario students working towards an Ontario Secondary School Diploma (OSSD) at the end of March or early April.

Successful completion of the OSSLT is a requirement for the OSSD.

2. **What is measured?**

All assessments measure cumulative knowledge and skills and are based on the Ontario Curriculum.

3. **Reporting**

Primary, Junior and Grade 9 Assessments reports use:

- the province's four levels for reporting student achievement results;
- the provincial standard as Level 3, which corresponds to a 70 to 79 per cent.

OSSLT reports use “successful” or “unsuccessful” for reporting student achievement results.

4. The EQAO assessments help to identify trends in student learning at the school, board and provincial levels, inform improvement planning, and strengthen accountability.

D. EVIDENCE/RESEARCH/ANALYSIS

1. Primary Division Student Results Over Time For TCDSB and Ontario

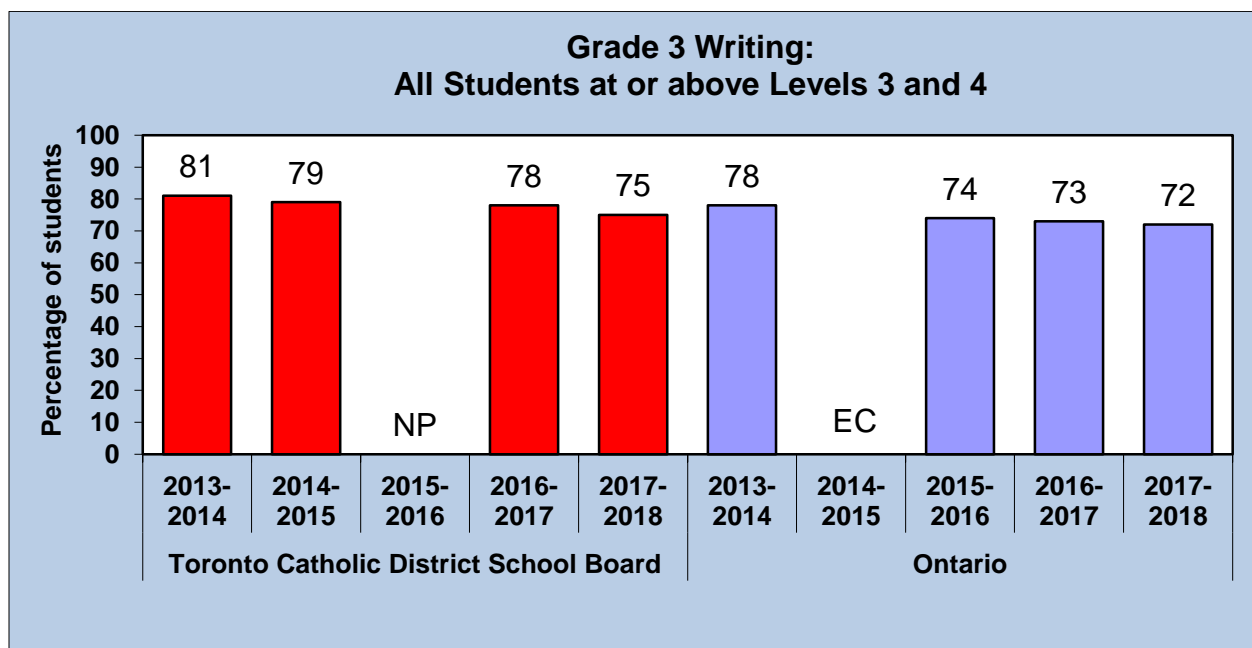
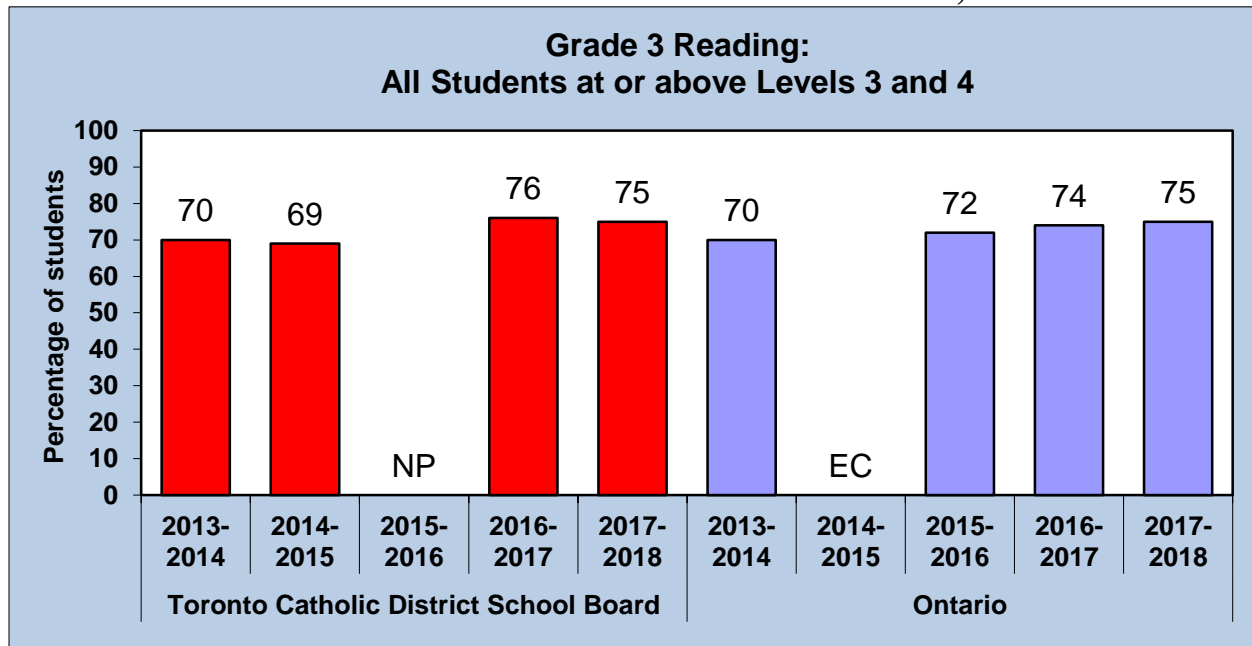
NOTE:

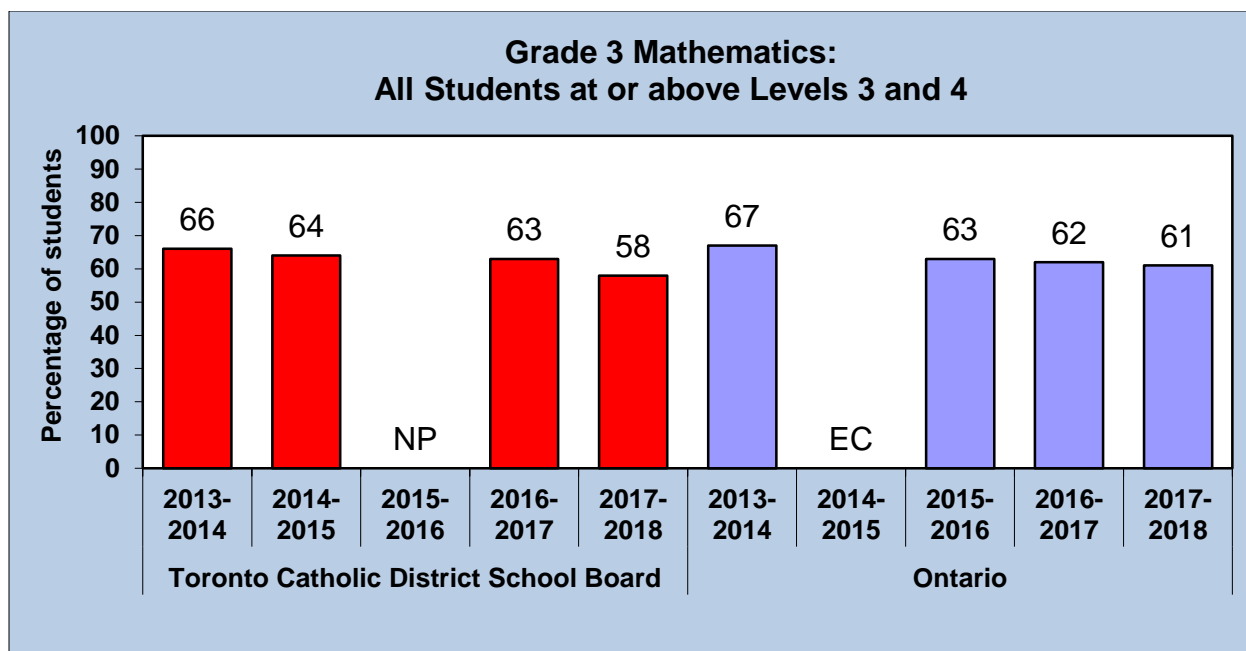
EC= Exceptional Circumstances: in 2015 there were labour disruptions in a significant proportion of schools in Ontario, provincial data were not available.

NP= Not Participating: Elementary schools in the TCDSB did not participate in the 2016 assessments due to ongoing labour issues.

Percentage at or above the provincial standard

Total number of TCDSB Grade 3 students in 2017-2018 = 6,267





As shown in the three graphs above, over the past five years, the percentage of Grade 3 students who performed at or above the provincial standard:

- in Reading (graph 1):
 - TCDSB and Ontario: increased from 70% to 75%
- in Writing (graph 2):
 - TCDSB decreased from 81% to 75%
 - Ontario decreased from 78% to 72%
- in Mathematics (graph 3):
 - TCDSB decreased from 66% to 58%
 - Ontario decreased from 67% to 61%.

• **Junior Division Student Results Over Time For TCDSB and Ontario**

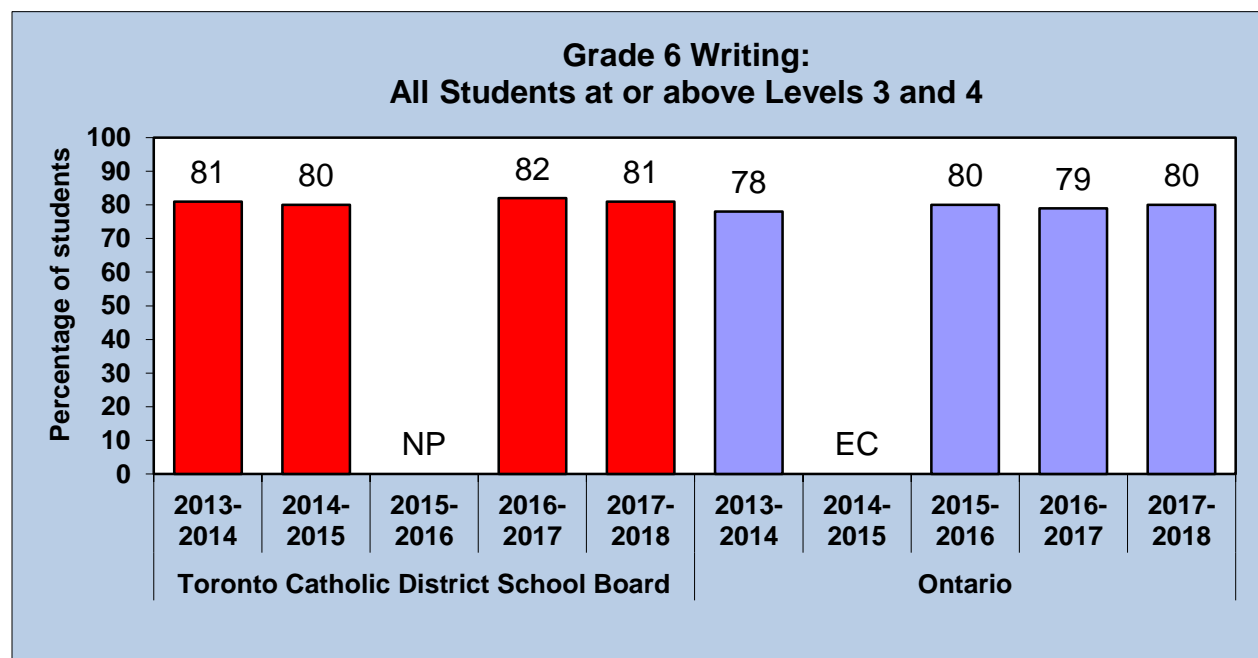
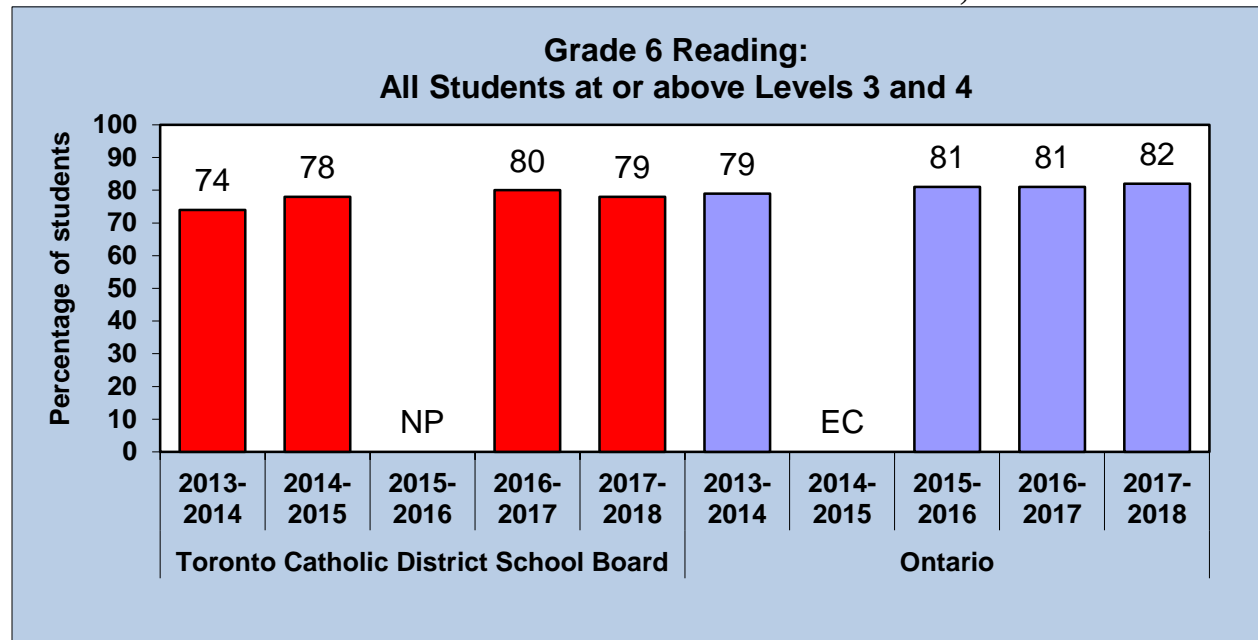
NOTE:

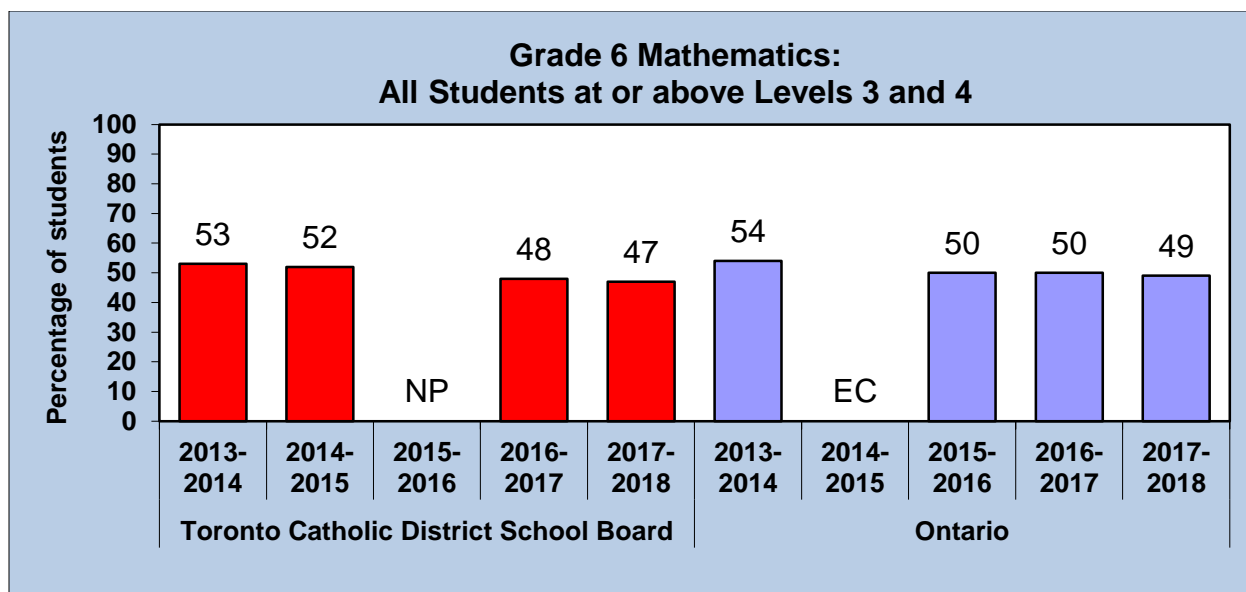
EC= Exceptional Circumstances: in 2015 there were labour disruptions in a significant proportion of schools in Ontario, provincial data were not available.

NP= Not Participating: Elementary schools in the TCDSB did not participate in the 2016 assessments due to ongoing labour issues.

Percentage at or above the provincial standard

Total number of TCDSB Grade 6 students in 2017-2018 = 6,363





As shown in the three graphs above, over the past five years, the percentage of Grade 6 students who performed at or above the provincial standard:

- in Reading (graph 1):
 - TCDSB increased from 74% to 79%
 - Ontario: increased from 79% to 82%
- in Writing (graph 2):
 - TCDSB remained stable at 81%
 - Ontario increased from 78% to 80%
- in Mathematics (graph 3):
 - TCDSB decreased from 53% to 47%
 - Ontario decreased from 54% to 49%.

Grade 9 Mathematics Results Over Time For TCDSB and Ontario

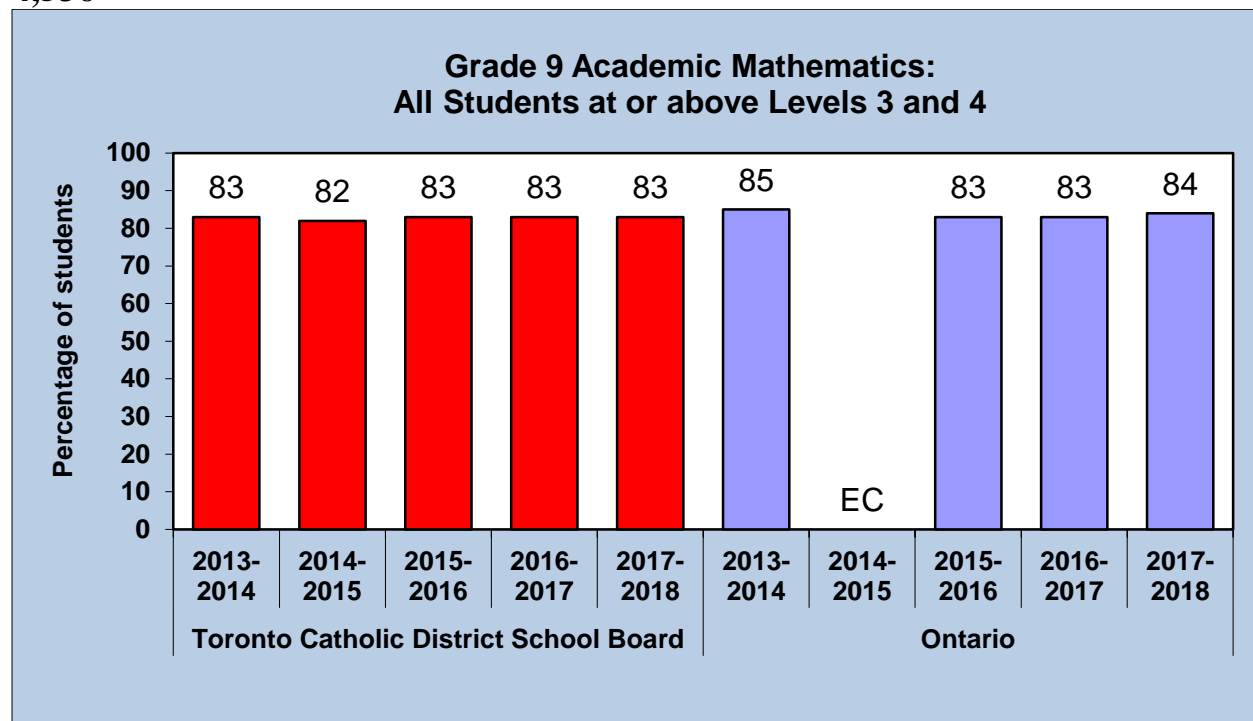
NOTE:

EC= Exceptional Circumstances: in 2015 there were labour disruptions in a significant proportion of schools in Ontario, provincial data were not available.

ACADEMIC PROGRAM

Percentage at or above the provincial standard

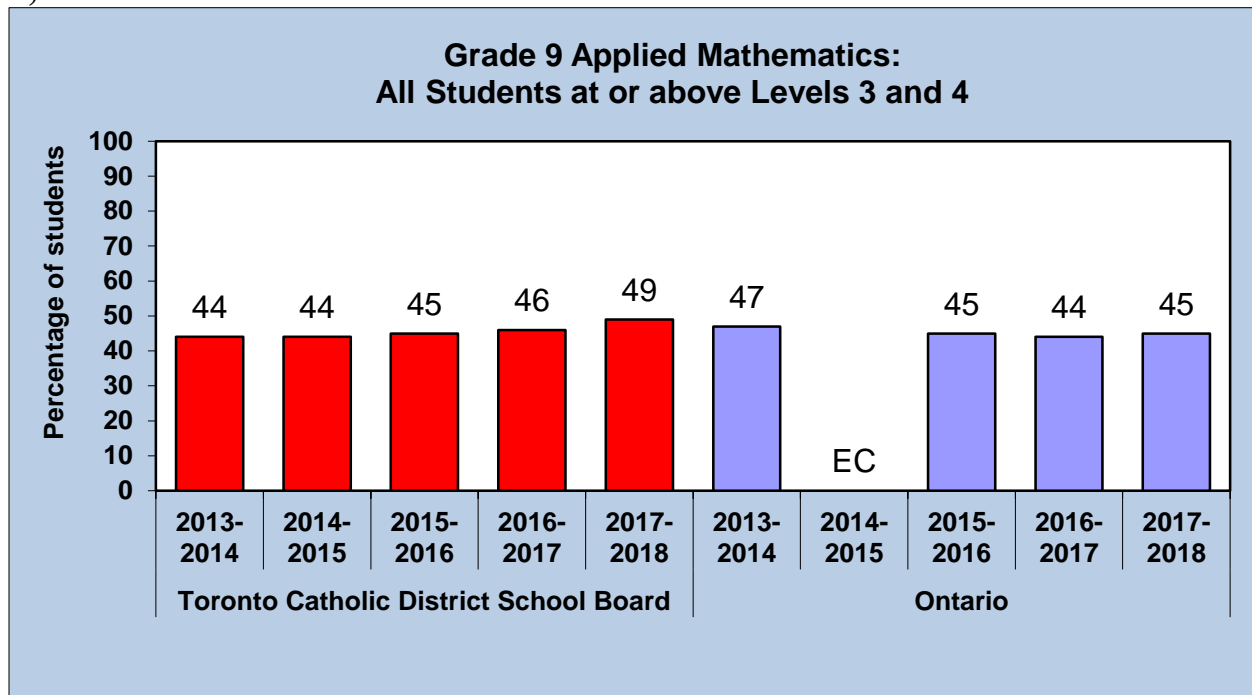
Total number of TCDSB Grade 9 students in 2017-2018 Academic Program = 4,536



APPLIED PROGRAM

Percentage at or above the provincial standard

Total number of TCDSB Grade 9 students in 2017-2018 Applied program = 1,900



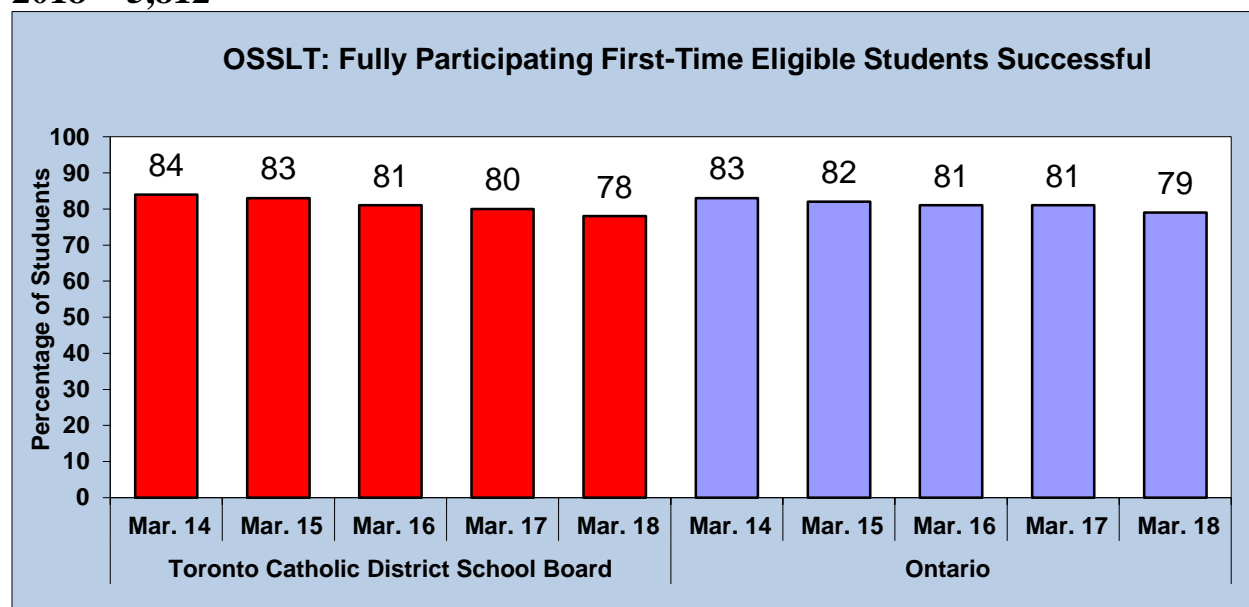
As shown in the two graphs above, over the past five years, the percentage of Grade 9 students who performed at or above the provincial standard:

- in Academic (graph 1):
 - TCDSB remained relatively stable at 83%
 - Ontario remained relatively stable at 84%
- in Applied (graph 2):
 - TCDSB increased from 44% to 49%
 - Ontario decreased from 47% to 45%.

The Ontario Secondary School Literacy Test Results Over Time For TCDSB and Ontario

Percentage of First-time Eligible students successful

Total number of First-time eligible TCDSB students writing the test in 2017-2018 = 5,812



As shown in the graph above, over the past five years, percentage of Grade 10 students successful on the OSSLT:

- Board decreased from 84% to 78%
- Ontario decrease from 83% to 79%

E. METRICS AND ACCOUNTABILITY

1. Overview of Results

- Overall, Board literacy results remain strong with scores at or above 75%.
- In Primary and Junior, mathematic results remain low both in the Board and Province.
- At the secondary level, Grade 9 applied mathematics scores for TCDSB have shown improvement but continue to be low.
- In both Grade 9 academic mathematics and OSSLT, the Board mirrors the Province and maintains strong results.
- The EQAO results continue to point to mathematics (in the primary and junior divisions and at the applied level) as an area of focus.

2. Learning and Improvement Planning

- Deeper analysis of the 2017-2018 EQAO results at both the system and school level is underway. The analysis will inform the revision of learning plans in literacy and numeracy for our school communities and for the board.
- These assessment results are used in conjunction with other data to coordinate plans for improving student achievement and well-being consistent with the TCDSB Multi-Year Strategic Plan and Ministry of Education initiatives, to inform our Board Learning and Improvement Plan.
- The analysis will inform Professional Learning Plans, for literacy and numeracy, to be presented to the Student Achievement and Well-being Committee of the Board in November 2018.

F. CONCLUDING STATEMENT

This report is for the consideration of the Board.