



REPORT TO

STUDENT ACHIEVEMENT AND WELL BEING, CATHOLIC EDUCATION AND HUMAN RESOURCES COMMITTEE

EDUCATION QUALITY AND ACCOUNTABILITY (EQAO) PRIMARY DIVISION, JUNIOR DIVISION, GRADE 9 AND OSSLT ASSESSMENT RESULTS

“An intelligent heart acquires knowledge, and the ear of the wise seeks knowledge.” Proverbs 18:15

Created, Draft	First Tabling	Review
September 23, 2019	October 2, 2019	Click here to enter a date.

M. Artuso, Research Associate, Educational Research
 M. Vanayan, Senior Coordinator, Educational Research
 L. DiMarco, Superintendent of Curriculum, Leadership and Innovation
 G. Iuliano Marrello, Superintendent of Student Success

INFORMATION REPORT

Vision:

At Toronto Catholic we transform the world through witness, faith, innovation and action.

Mission:

The Toronto Catholic District School Board is an inclusive learning community uniting home, parish and school and rooted in the love of Christ.

We educate students to grow in grace and knowledge to lead lives of faith, hope and charity.



Rory McGuckin
 Director of Education

D. Koenig
 Associate Director of Academic Affairs

L. Noronha
 Associate Director of Facilities, Business and Community Development, and Chief Financial Officer

A. EXECUTIVE SUMMARY

This report summarizes the results of Toronto Catholic District School Board (TCDSB) student achievement on the 2018-2019 EQAO Assessments of Reading, Writing and Mathematics, Primary Division and Junior Division, the Grade 9 Assessment of Mathematics and the Ontario Secondary School Literacy Test (OSSLT). Overall, Board scores remain strong at or above 75% in Primary and Junior reading and writing, Grade 9 academic mathematics and OSSLT. Primary reading, Primary writing, and Junior writing results for the Board are above provincial results. In mathematics, Primary, Junior and Grade 9 applied results remain low both in the Board and Province. Grade 9 applied results in the Board are relatively the same as the previous year, and are above the Province.

The cumulative staff time required to prepare this report was 20 hours

B. PURPOSE

1. This report presents Provincial and Board results on the Education Quality and Accountability Office (EQAO) Primary Division, Junior Division, Grade 9 Assessments and the OSSLT. School and Board results from all assessments are released on September 25, 2019.

C. BACKGROUND

1. Administration of Assessments

The Assessments of Reading, Writing and Mathematics, Primary Division (Grades 1–3) and Junior Division (Grades 4–6) are administered to:

- all Ontario students at the end of the primary division (Grade 3) and, at the end of the junior division (Grade 6).

The Grade 9 Assessment of Mathematics is administered to:

- all Ontario students who are working toward their Grade 9 academic or applied mathematics credit.

Grade 9 students in the first-semester mathematics courses take the test in January; students in the second-semester or full-year mathematics courses take the test in June.

The OSSLT is administered to:

- all Grade 10 Ontario students working towards an Ontario Secondary School Diploma (OSSD) at the end of March or early April.

Successful completion of the OSSLT is a requirement for the OSSD.

2. **What is measured?**

All assessments measure cumulative knowledge and skills and are based on the Ontario Curriculum.

3. **Reporting**

Primary, Junior and Grade 9 Assessments

- the province's four levels of achievement
- the provincial standard is Level 3, which corresponds to a 70 to 79 per cent.

OSSLT

- “successful” or “unsuccessful”.

4. The EQAO assessments help to identify trends in student learning at the school, board and provincial levels, inform improvement planning, and strengthen accountability.

D. EVIDENCE/RESEARCH/ANALYSIS

1. PRIMARY DIVISION STUDENT RESULTS OVER TIME for TCDSB and Ontario

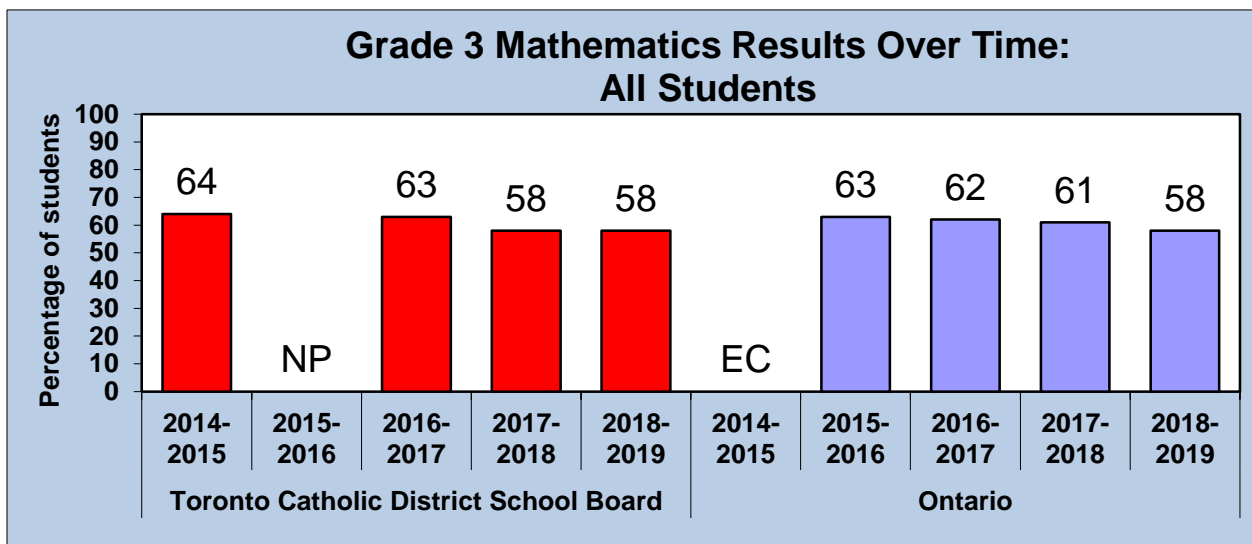
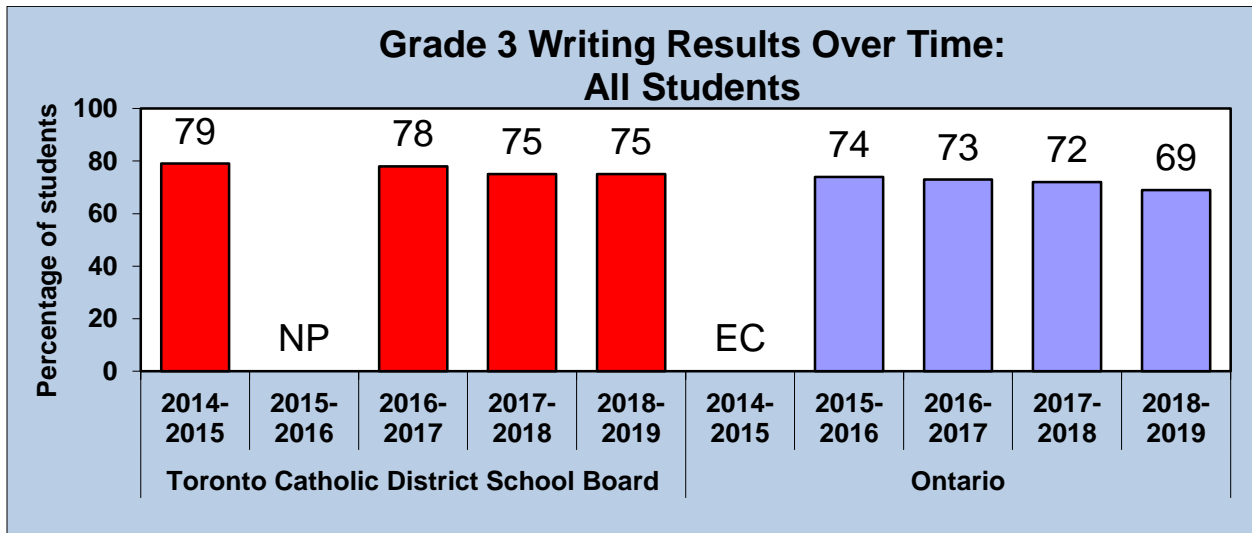
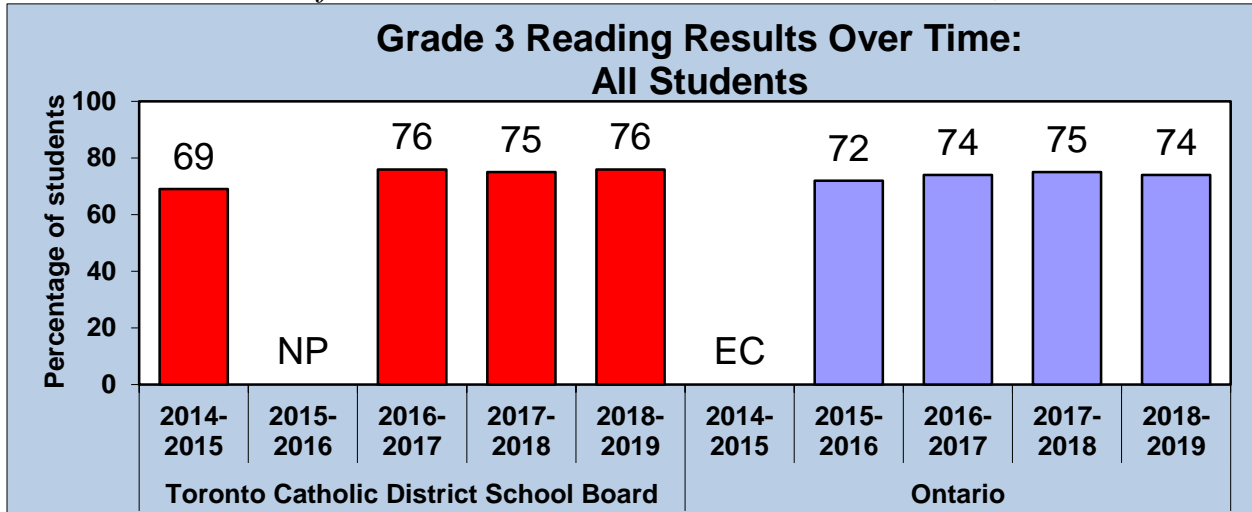
NOTE:

EC = Due to exceptional circumstances in 2015 (labour disruptions in a significant proportion of schools in Ontario), provincial data were not available.

NP = Elementary schools in the TCDSB did not participate in the 2016 assessments, due to ongoing labour issues.

Percentage at or above the provincial standard

Total number of TCDSB Grade 3 students in 2018-2019 = 6,078



As shown in the three graphs above:

- over the past five years, the percentage of Grade 3 TCDSB students who performed at or above the provincial standard:

Graph 1 – Reading increased from 69% to 76%

Graph 2 – Writing decreased from 79% to 75%

Graph 3 – Mathematics decreased from 64% to 58%

- over the past four years, the percentage of Grade 3 students in Ontario who performed at or above the provincial standard:

Graph 1 – Reading increased from 72% to 74%

Graph 2 – Writing decreased from 74% to 69%

Graph 3 – Mathematics decreased from 63% to 58%

2. JUNIOR DIVISION STUDENT RESULTS OVER TIME for TCDSB and Ontario

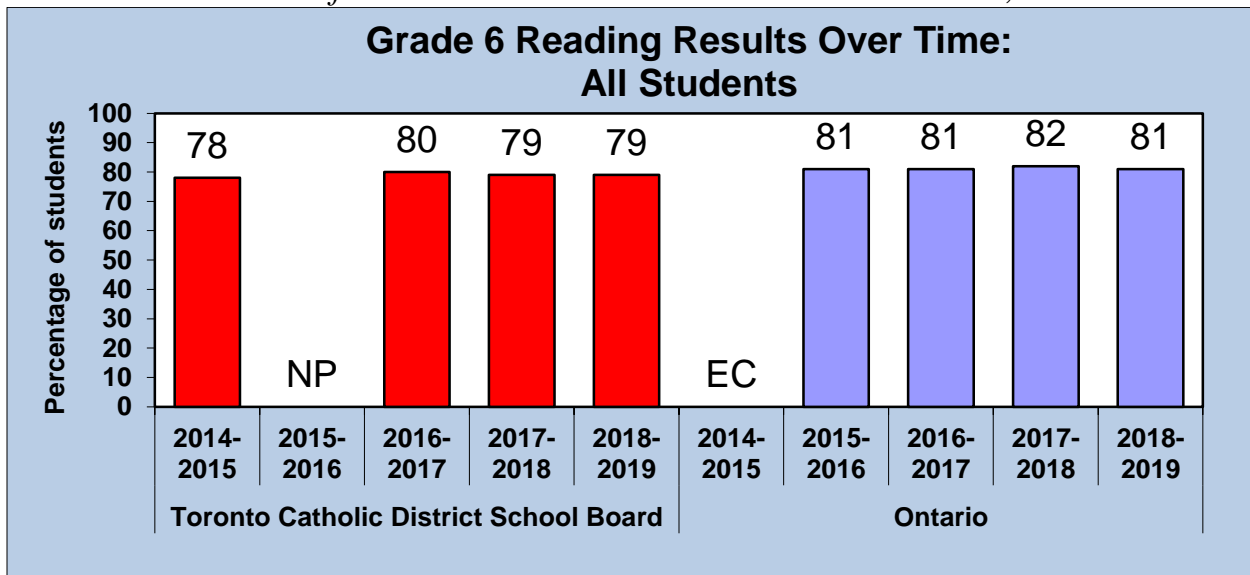
NOTE:

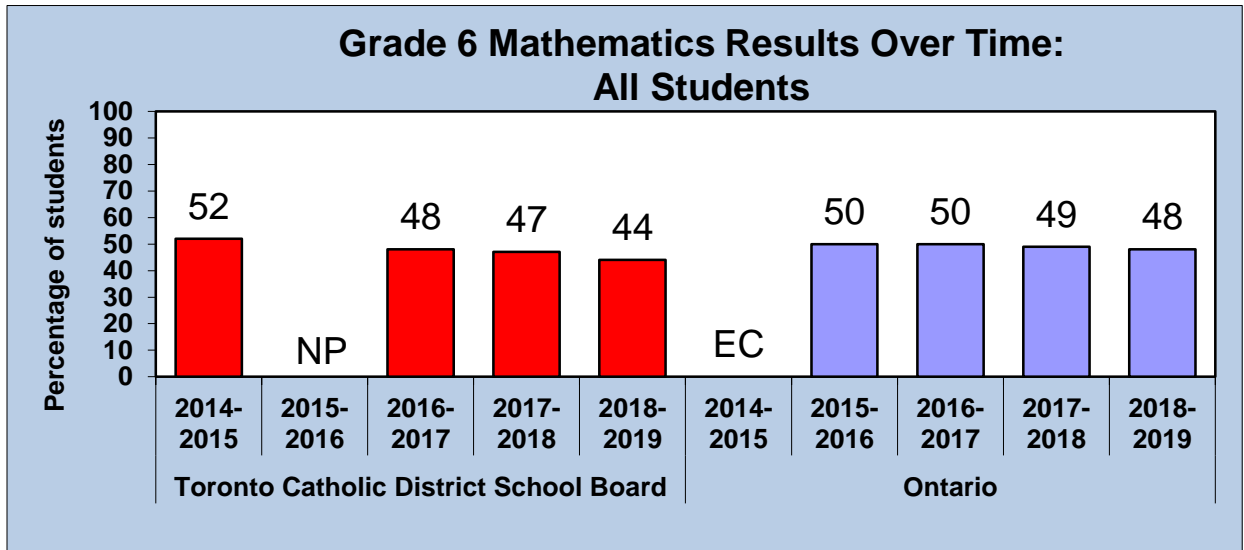
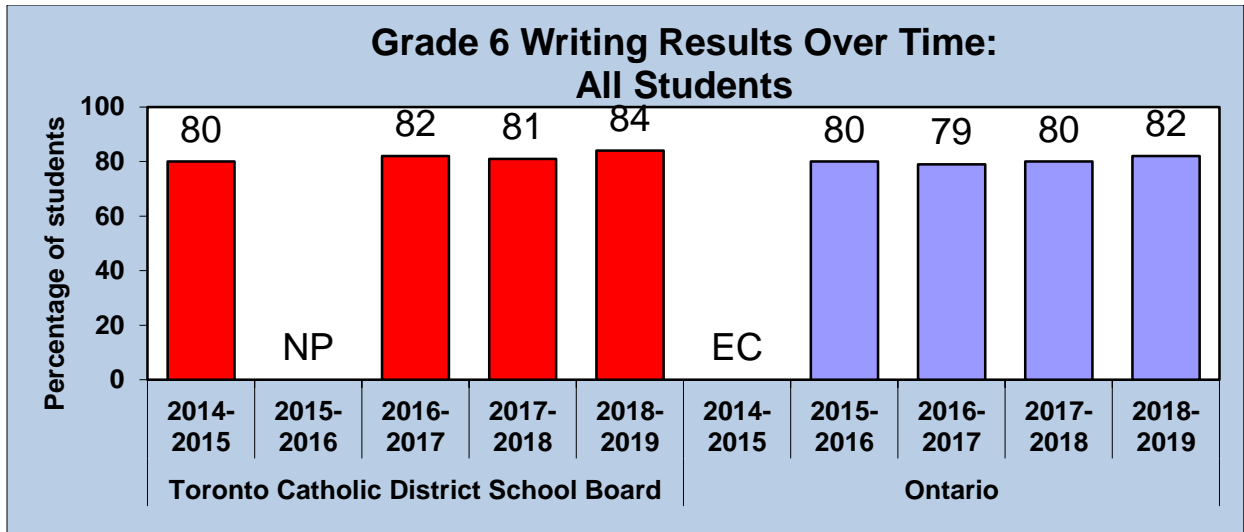
EC = Due to exceptional circumstances in 2015 (labour disruptions in a significant proportion of schools in Ontario), provincial data were not available.

NP = Elementary schools in the TCDSB did not participate in the 2016 assessments, due to ongoing labour issues.

Percentage at or above the provincial standard

Total number of TCDSB Grade 6 students in 2018-2019 = 6,206





As shown in the three graphs above:

- over the past five years, the percentage of Grade 6 TCDSB students who performed at or above the provincial standard:

Graph 1 – Reading remained fairly stable at 79%

Graph 2 – Writing increased from 80% to 84%

Graph 3 – Mathematics decreased from 52% to 44%

- over the past four years, the percentage of Grade 6 students in Ontario who performed at or above the provincial standard:

Graph 1 – Reading remained fairly stable at 81%

Graph 2 – Writing increased from 80% to 82%

Graph 3 – Mathematics decreased from 50% to 48%

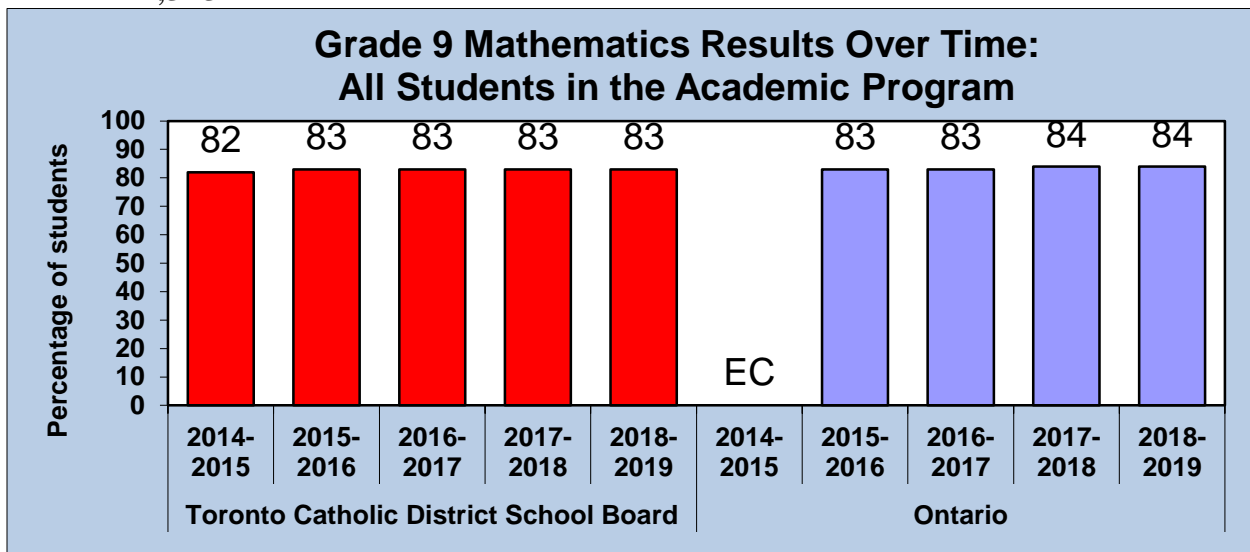
3. GRADE 9 MATHEMATICS RESULTS OVER TIME for TCDSB and Ontario

NOTE:

EC = Due to exceptional circumstances in 2015 (labour disruptions in a significant proportion of schools in Ontario), provincial data were not available.

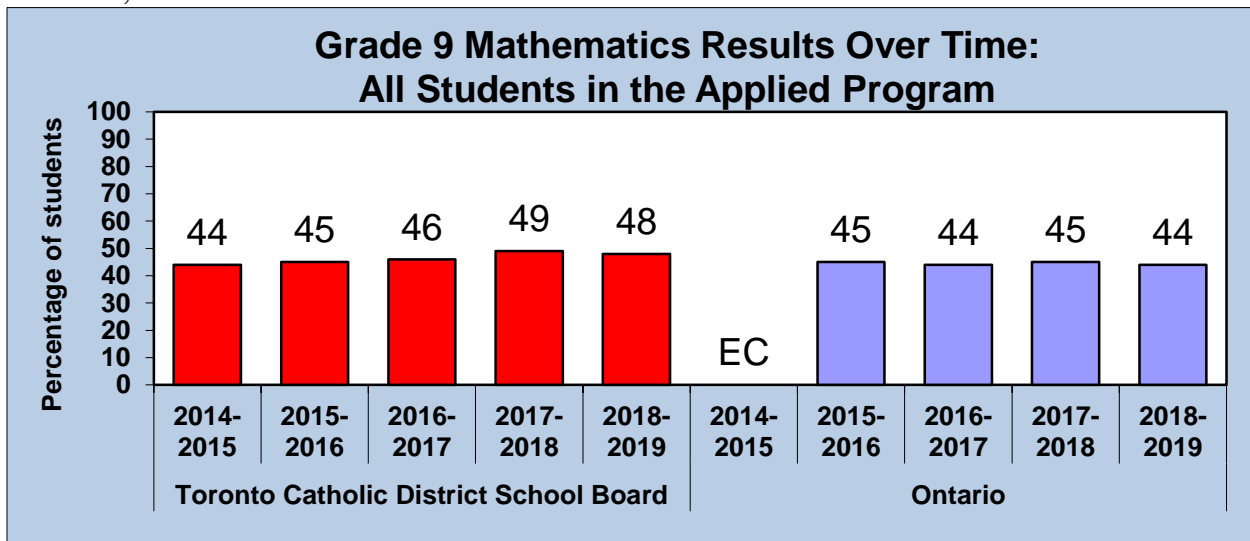
**Percentage at or above the provincial standard
ACADEMIC PROGRAM**

Total number of TCDSB Grade 9 students in 2018-2019 Academic Program = 4,323



APPLIED PROGRAM

Total number of TCDSB Grade 9 students in 2018-2019 Applied program = 1,730



As shown in the two graphs above:

- over the past five years, the percentage of Grade 9 TCDSB students who performed at or above the provincial standard:

Graph 1 – Academic: remained fairly stable at 83%

Graph 2 – Applied: increased from 44% to 48%

- over the past four years, the percentage of Grade 9 students in Ontario who performed at or above the provincial standard:

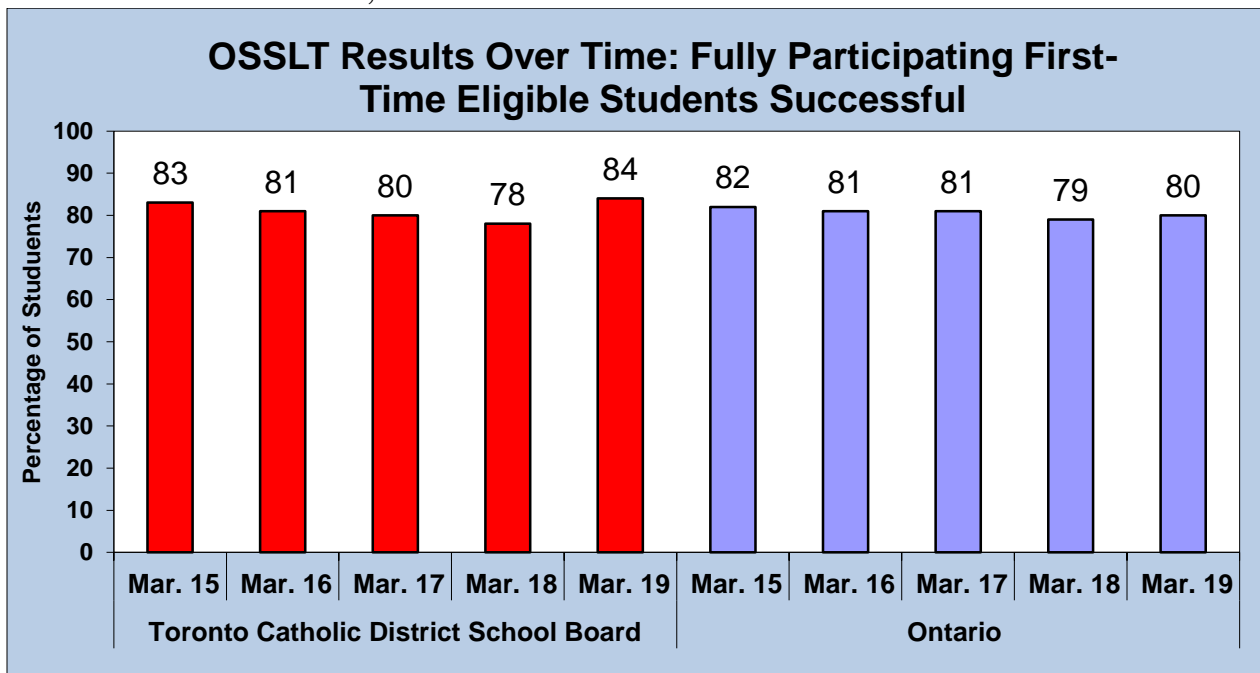
Graph 1 – Academic: remained fairly stable at 84%

Graph 2 – Applied: remained fairly stable at 44%

4. THE ONTARIO SECONDARY SCHOOL LITERACY TEST RESULTS OVER TIME for TCDSB and Ontario

Percentage of First-time Eligible students successful

Total number of First-time eligible TCDSB Grade 10 students writing the test in 2018-2019 = 5,522



As shown in the graph above, over the past five years, percentage of Grade 10 students successful on the OSSLT:

- Board results have been for the most part at or above 80% and over the past year, there has been a 6% increase
- Ontario results remain fairly stable at 80%.

E. METRICS AND ACCOUNTABILITY

1. Overview of Results

- Overall, Board literacy (Primary/Junior reading and writing, OSSLT) results remain strong with scores at or above 75%.
- Primary reading, Primary writing, and Junior writing results for the Board are above provincial results.
- In mathematics, Primary, Junior and Grade 9 applied results remain low both in the Board and Province.
- In Grade 9 academic mathematics, the Board mirrors the Province and maintains strong results.
- OSSLT results for the Board have increased and are above provincial results.
- The EQAO results continue to point to mathematics and the applied level as an area of focus.

2. Learning and Improvement Planning

- Deeper analysis of the 2018-2019 EQAO results at both the system and school level is underway and will inform the revision of learning and plans for our school communities and for the board.
- These assessment results are used in conjunction with other data to coordinate plans for improving student achievement and well-being consistent with the TCDSB Multi-Year Strategic Plan and Ministry of Education initiatives, to inform our Board Learning and Improvement Plan.
- The analysis will inform Professional Learning Plans to be presented to the Student Achievement and Well-being Committee of the Board in November 2019.

F. CONCLUDING STATEMENT

This report is for the consideration of the Board.