

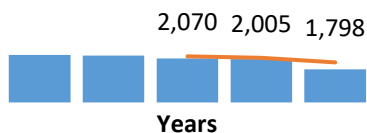
# Number of Students Suspended, Education Act §.306

# Appendix A

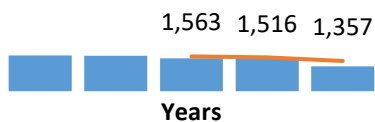
TCDSB	All Students	Secondary Students	Elementary Students
2015-2016	90,333	30,149	60,184
2016-2017	91,144	30,109	61,035
2017-2018	91,107	29,673	61,434
2018-2019	91,818	29,225	62,593
2019-2020	91,324	28,612	62,712

#St Suspended	Rolling Avg #St Susp	#Male St Suspended	Rolling Avg #Male St Susp	TCDSB #Female St Suspended	Rolling Avg #Female St Susp
2,132	#N/A	1,608	#N/A	524	#N/A
2,107	#N/A	1,597	#N/A	510	#N/A
1,970	<b>2,070</b>	1,483	<b>1,563</b>	487	<b>507</b>
1,939	<b>2,005</b>	1,467	<b>1,516</b>	472	<b>490</b>
1,485	<b>1,798</b>	1,120	<b>1,357</b>	365	<b>441</b>

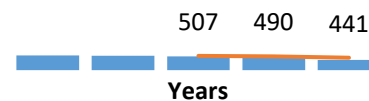
### Number of Students Suspended



### Number of Male Students Suspended

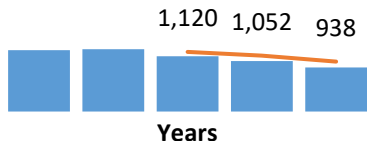


### Number of Female Students Suspended

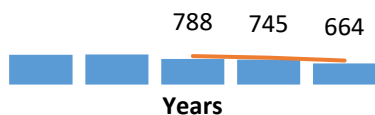


TCDSB	Sec #St Suspended	Rolling Avg Sec #St Susp	Sec #Male St Suspended	Rolling Avg Sec #Male St Susp	Sec #Female St Susp	Rolling Avg Sec #Female St Susp	Elem #St Suspended	Rolling Avg Elem #St Susp	Elem #Male St Suspended	Rolling Avg Elem #Male St Susp	Elem #Female St Susp	Rolling Avg Elem #Female St Susp
2015-2016	1,151	#N/A	823	#N/A	328	#N/A	981	#N/A	785	#N/A	196	#N/A
2016-2017	1,172	#N/A	830	#N/A	342	#N/A	935	#N/A	767	#N/A	168	#N/A
2017-2018	1,038	<b>1,120</b>	710	<b>788</b>	328	<b>333</b>	932	<b>949</b>	773	<b>775</b>	159	<b>174</b>
2018-2019	947	<b>1,052</b>	694	<b>745</b>	253	<b>308</b>	992	<b>953</b>	773	<b>771</b>	219	<b>182</b>
2019-2020	829	<b>938</b>	589	<b>664</b>	240	<b>274</b>	656	<b>860</b>	531	<b>692</b>	125	<b>168</b>

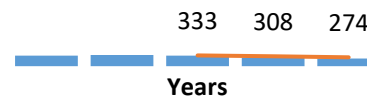
### Number of Secondary Students Suspended



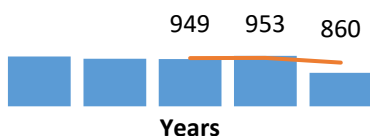
### Number of Secondary Male Students Suspended



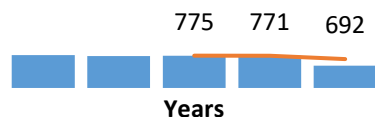
### Number of Secondary Female Students Suspended



### Number of Elementary Students Suspended



### Number of Elementary Male Students Suspended

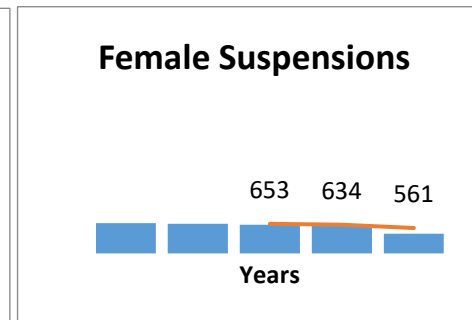
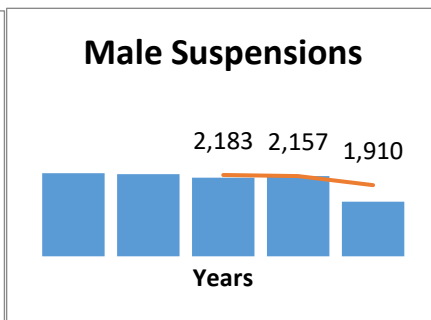
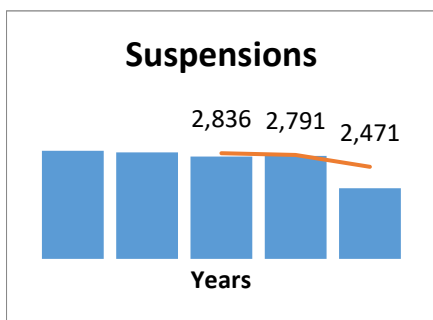


### Number of Elementary Female Students Suspended

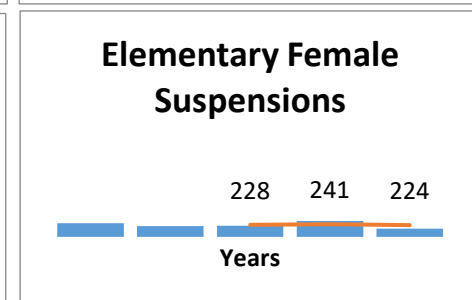
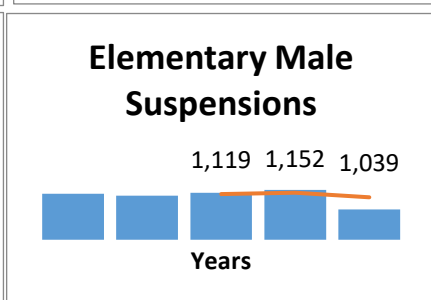
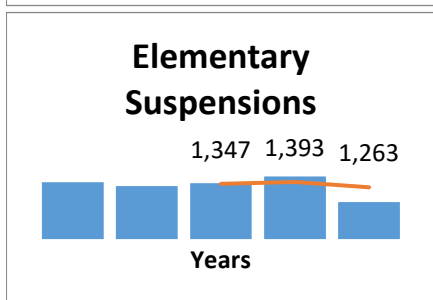
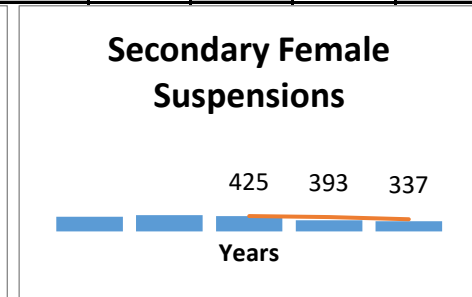
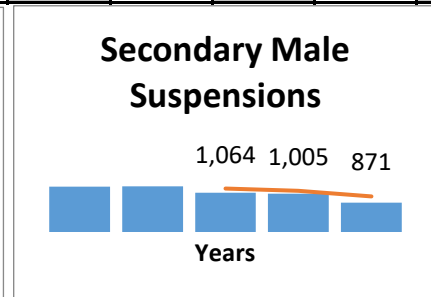
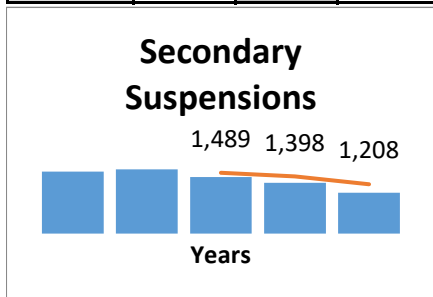


## Notice of Suspension, Education Act §.306 (number of suspensions)

TCDSB	306 Suspension	Rolling Avg Susp	306 Male Suspension	Rolling Avg Male Susp	306 Female Suspension	Rolling Avg Female Susp
2015-2016	2,900	#N/A	2,234	#N/A	666	#N/A
2016-2017	2,861	#N/A	2,204	#N/A	657	#N/A
2017-2018	2,746	<b>2,836</b>	2,110	<b>2,183</b>	636	<b>653</b>
2018-2019	2,767	<b>2,791</b>	2,157	<b>2,157</b>	610	<b>634</b>
2019-2020	1,899	<b>2,471</b>	1,463	<b>1,910</b>	436	<b>561</b>

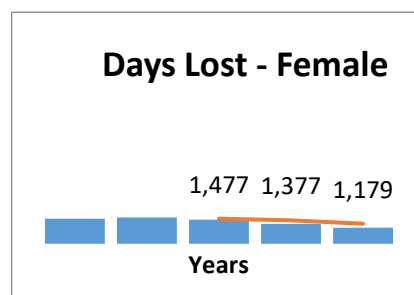
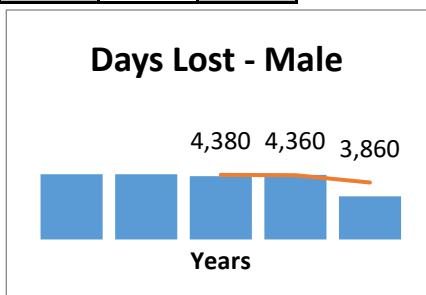
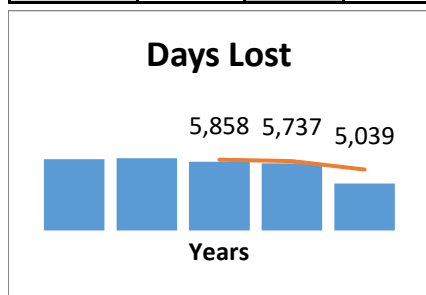


TCDSB	Sec 306 Suspension	Rolling Avg Sec Susp	Sec 306 Male Suspension	Rolling Avg Sec Male Susp	Sec 306 Female Suspension	Rolling Avg Sec Female Susp	Elem 306 Suspension	Rolling Avg Elem Susp	Elem 306 Male Suspension	Rolling Avg Elem Male Susp	Elem 306 Female Suspension	Rolling Avg Elem Female Susp
2015-2016	1,515	#N/A	1,111	#N/A	404	#N/A	1,385	#N/A	1,123	#N/A	262	#N/A
2016-2017	1,571	#N/A	1,122	#N/A	449	#N/A	1,290	#N/A	1,082	#N/A	208	#N/A
2017-2018	1,381	<b>1,489</b>	959	<b>1,064</b>	422	<b>425</b>	1,365	<b>1,347</b>	1,151	<b>1,119</b>	214	<b>228</b>
2018-2019	1,243	<b>1,398</b>	935	<b>1,005</b>	308	<b>393</b>	1,524	<b>1,393</b>	1,222	<b>1,152</b>	302	<b>241</b>
2019-2020	999	<b>1,208</b>	719	<b>871</b>	280	<b>337</b>	900	<b>1,263</b>	744	<b>1,039</b>	156	<b>224</b>

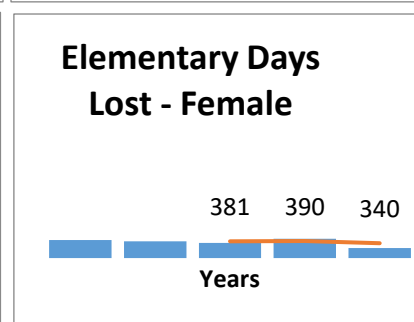
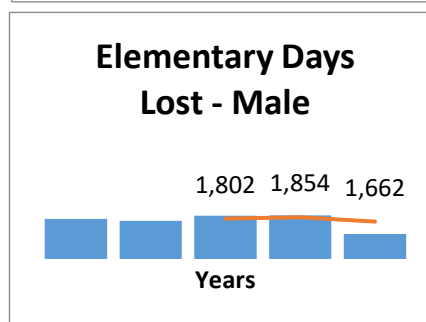
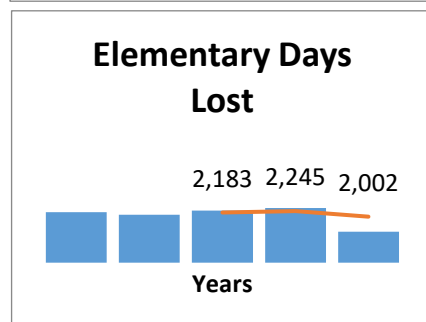
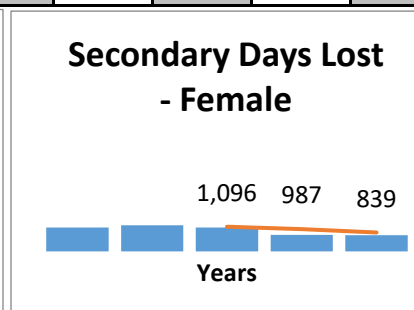
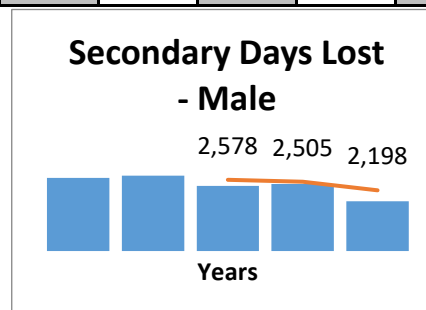
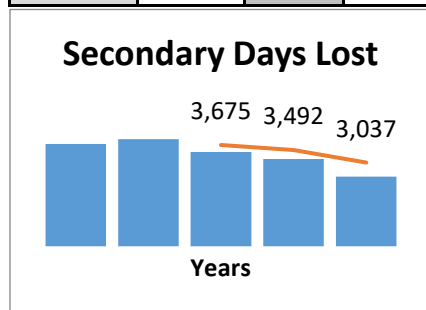


## Number of instructional days lost to §.306 Suspension

TCDSB	Days Lost	Rolling Avg Days Lost	Days Lost Male	Rolling Avg Days Lost Male	Days Lost Female	Rolling Avg Days Lost Female
2015-2016	5,909	#N/A	4,431	#N/A	1,478	#N/A
2016-2017	5,970	#N/A	4,425	#N/A	1,545	#N/A
2017-2018	5,694	<b>5,858</b>	4,285	<b>4,380</b>	1,409	<b>1,477</b>
2018-2019	5,547	<b>5,737</b>	4,369	<b>4,360</b>	1,178	<b>1,377</b>
2019-2020	3,875	<b>5,039</b>	2,925	<b>3,860</b>	950	<b>1,179</b>

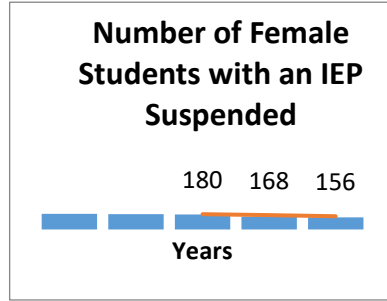
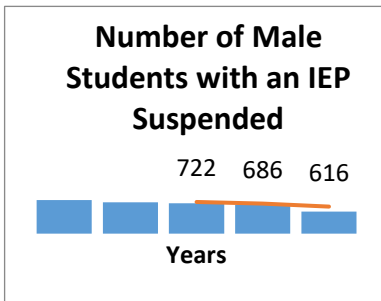
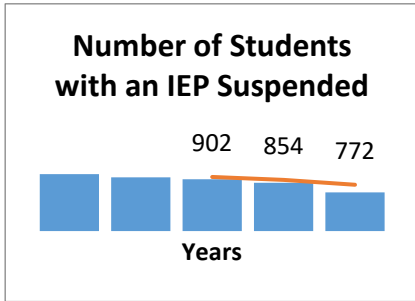


TCDSB	Sec Days Lost	Sec Rolling Avg Days Lost	Sec Days Lost Male	Sec Rolling Avg Days Lost Male	Sec Days Lost Female	Sec Rolling Avg Days Lost Female	Elem Days Lost	Elem Rolling Avg Days Lost	Elem Days Lost Male	Elem Rolling Avg Days Lost Male	Elem Days Lost Female	Elem Rolling Avg Days Lost Female
2015-2016	3,711	#N/A	2,644	#N/A	1,067	#N/A	2,198	#N/A	1,787	#N/A	411	#N/A
2016-2017	3,889	#N/A	2,729	#N/A	1,160	#N/A	2,081	#N/A	1,696	#N/A	385	#N/A
2017-2018	3,424	<b>3,675</b>	2,362	<b>2,578</b>	1,062	<b>1,096</b>	2,270	<b>2,183</b>	1,923	<b>1,802</b>	347	<b>381</b>
2018-2019	3,164	<b>3,492</b>	2,425	<b>2,505</b>	739	<b>987</b>	2,383	<b>2,245</b>	1,944	<b>1,854</b>	439	<b>390</b>
2019-2020	2,523	<b>3,037</b>	1,806	<b>2,198</b>	717	<b>839</b>	1,352	<b>2,002</b>	1,119	<b>1,662</b>	233	<b>340</b>

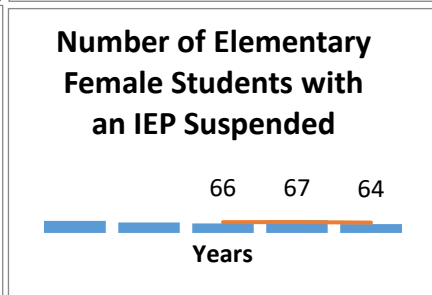
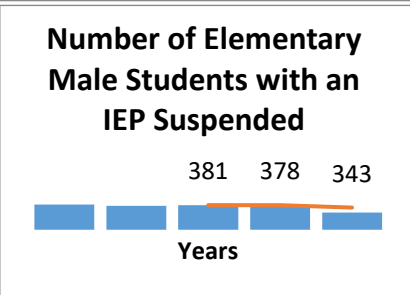
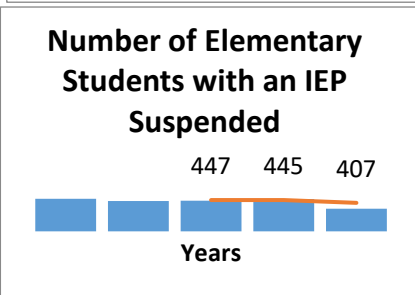
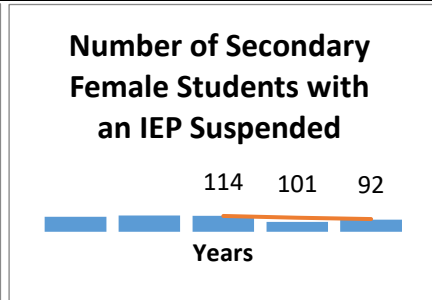
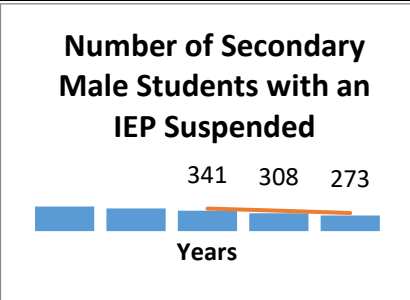
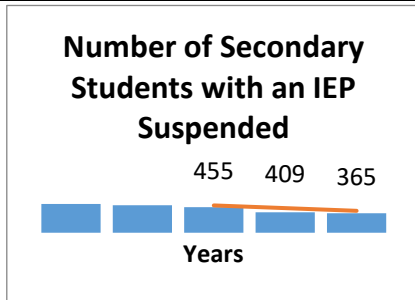


## Number of Students with an IEP Suspended (§.306)

TCDSB	#St IEP Susp	Rolling Avg #St IEP Susp	#Stu IEP Male Susp	Rolling Avg #St IEP Male Susp	#St IEP Female Susp	Rolling Avg #St IEP Female Susp
2015-2016	947	#N/A	763	#N/A	184	#N/A
2016-2017	894	#N/A	713	#N/A	181	#N/A
2017-2018	864	902	689	722	175	180
2018-2019	804	854	655	686	149	168
2019-2020	647	772	504	616	143	156

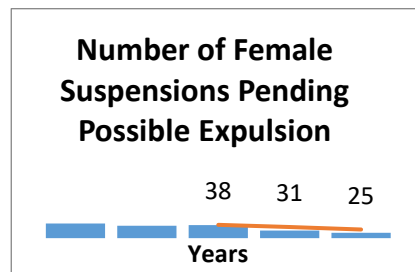
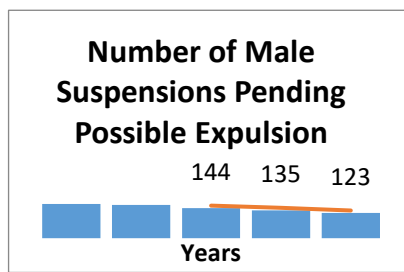
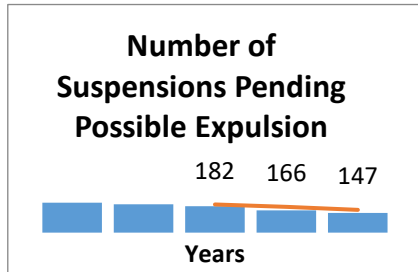


TCDSB	Sec #St IEP Susp	Rolling Avg #St IEP Susp	Sec #St IEP Male Susp	Rolling Avg Sec #St IEP Male Susp	Sec #St IEP Female Susp	Rolling Avg Sec #St IEP Female Susp	Elem #St IEP Susp	Rolling Avg Elem #St IEP Susp	Elem #St IEP Male Susp	Rolling Avg Elem #St IEP Male Susp	Elem #St IEP Female Susp	Rolling Avg Elem #St IEP Female Susp
2015-2016	480	#N/A	371	#N/A	109	#N/A	467	#N/A	392	#N/A	75	#N/A
2016-2017	459	#N/A	342	#N/A	117	#N/A	435	#N/A	371	#N/A	64	#N/A
2017-2018	426	455	310	341	116	114	438	447	379	381	59	66
2018-2019	343	409	272	308	71	101	461	445	383	378	78	67
2019-2020	326	365	238	273	88	92	321	407	266	343	55	64

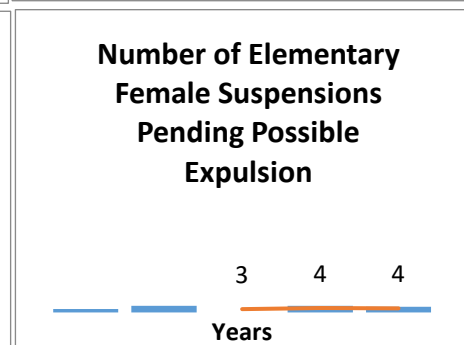
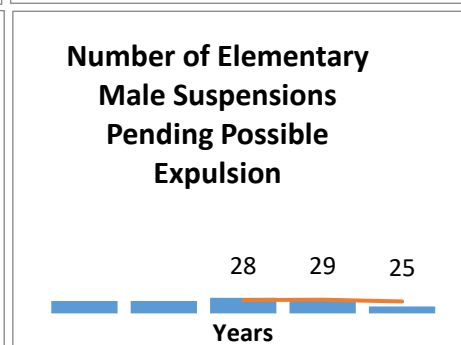

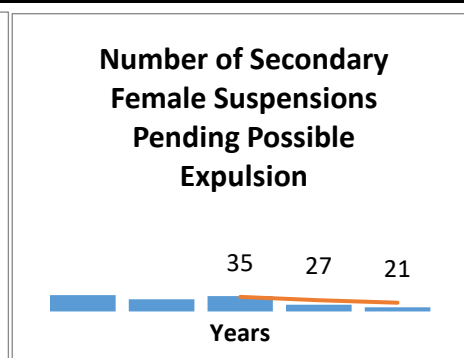
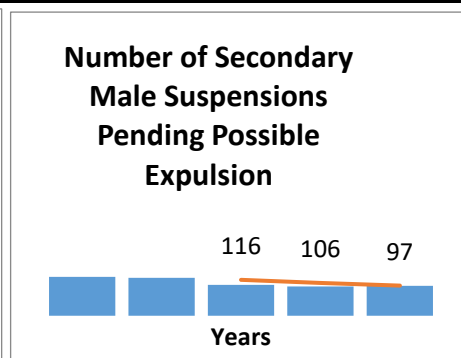
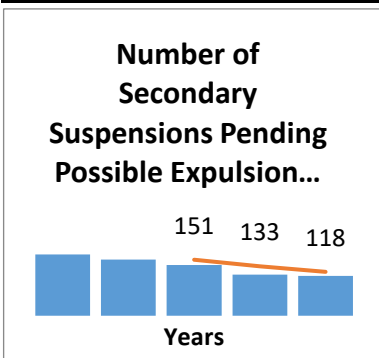


## Number of §.310 Suspensions Pending Possible Expulsion (SPX) Issued

TCDSB	310 SPX	Rolling Avg 310 SPX	310 SPX Male	Rolling Avg 310 SPX Male	310 SPX Female	Rolling Avg 310 SPX Female
2015-2016	194	#N/A	152	#N/A	42	#N/A
2016-2017	183	#N/A	148	#N/A	35	#N/A
2017-2018	170	<b>182</b>	133	<b>144</b>	37	<b>38</b>
2018-2019	145	<b>166</b>	123	<b>135</b>	22	<b>31</b>
2019-2020	127	<b>147</b>	112	<b>123</b>	15	<b>25</b>



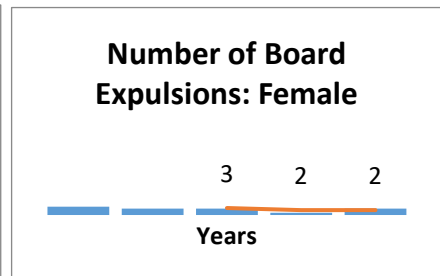
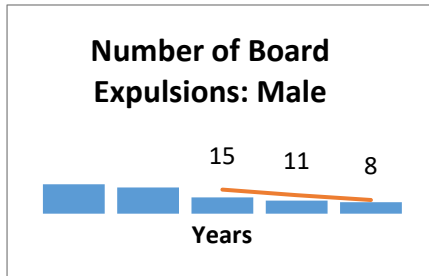
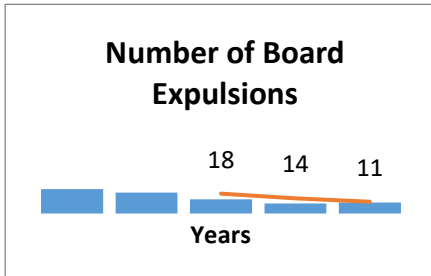
TCDSB	Sec 310 SPX	Rolling Avg Sec 310 SPX	Sec 310 SPX Male	Rolling Avg Sec 310 SPX Male	Sec 310 SPX Female	Rolling Avg Sec 310 SPX Female	Elem 310 SPX	Rolling Avg Elem 310 SPX	Elem 310 SPX Male	Rolling Avg Elem 310 SPX Male	Elem 310 SPX Female	Rolling Avg Elem 310 SPX Female
2015-2016	165	#N/A	126	#N/A	39	#N/A	29	#N/A	26	#N/A	3	#N/A
2016-2017	151	#N/A	122	#N/A	29	#N/A	32	#N/A	26	#N/A	6	#N/A
2017-2018	137	<b>151</b>	100	<b>116</b>	37	<b>35</b>	33	<b>31</b>	33	<b>28</b>	0	<b>3</b>
2018-2019	111	<b>133</b>	95	<b>106</b>	16	<b>27</b>	34	<b>33</b>	28	<b>29</b>	6	<b>4</b>
2019-2020	107	<b>118</b>	97	<b>97</b>	10	<b>21</b>	20	<b>29</b>	15	<b>25</b>	5	<b>4</b>



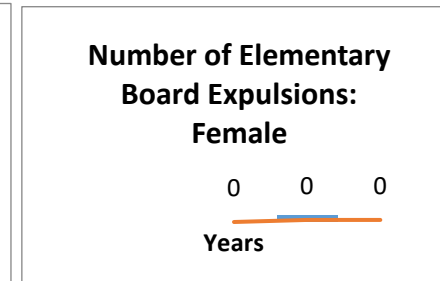
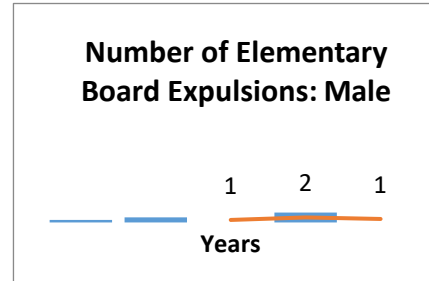
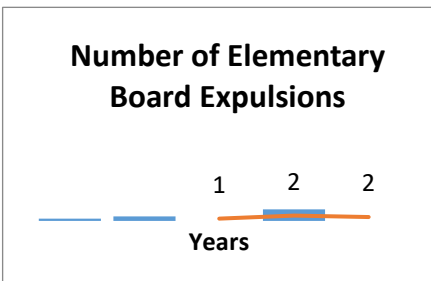
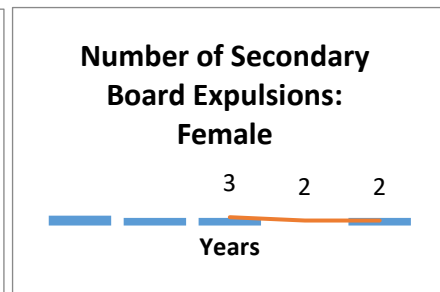
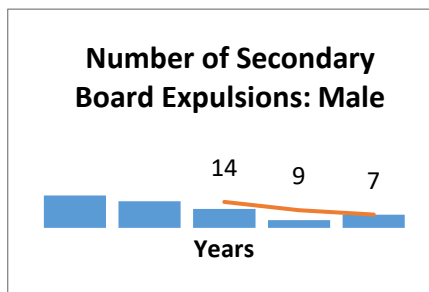
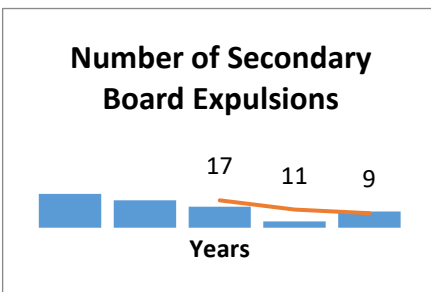
# Education Act §.310 Board Expulsions

(Number of Board expulsions)

TCDSB	Board Expulsion	Rolling Avg Board Expul	Board Expulsion Male	Rolling Avg Board Expul Male	Board Expulsion Female	Rolling Avg Board Expul Female
2015-2016	22	#N/A	18	#N/A	4	#N/A
2016-2017	19	#N/A	16	#N/A	3	#N/A
2017-2018	13	18	10	15	3	3
2018-2019	9	14	8	11	1	2
2019-2020	10	11	7	8	3	2



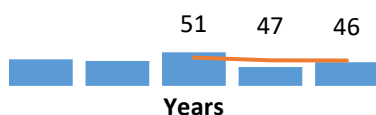
TCDSB	Sec Board Expulsion	Rolling Avg Sec Board Expul	Sec Board Expulsion Male	Rolling Avg Sec Board Expul Male	Sec Board Expulsion Female	Rolling Avg Sec Board Expul Female	Elem Board Expulsion	Rolling Avg Elem Board Expul	Elem Board Expulsion Male	Rolling Avg Elem Board Expul Male	Elem Board Expulsion Female	Rolling Avg Elem Board Expul Female
2015-2016	21	#N/A	17	#N/A	4	#N/A	1	#N/A	1	#N/A	0	#N/A
2016-2017	17	#N/A	14	#N/A	3	#N/A	2	#N/A	2	#N/A	0	#N/A
2017-2018	13	17	10	14	3	3	0	1	0	1	0	0
2018-2019	4	11	4	9	0	2	5	2	4	2	1	0
2019-2020	10	9	7	7	3	2	0	2	0	1	0	0



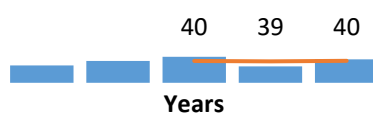
## Education Act §.310 School Expulsions (Number of School expulsions)

TCDSB	School Expulsion	Rolling Avg School Expul	School Expul Male	Rolling Avg School Expul Male	School Expul Female	Rolling Avg School Expul Female
2015-2016	48	#N/A	32	#N/A	16	#N/A
2016-2017	45	#N/A	40	#N/A	5	#N/A
2017-2018	61	51	48	40	13	11
2018-2019	34	47	30	39	4	7
2019-2020	43	46	43	40	0	6

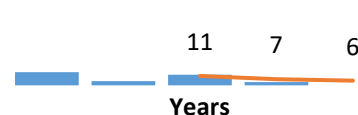
**Number of School Expulsions**



**Number of School Expulsions: Male**

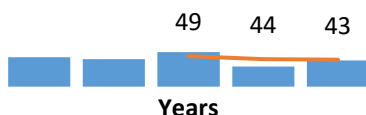


**Number of School Expulsions: Female**

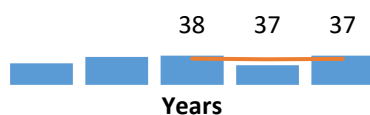


TCDSB	Sec School Expulsion	Rolling Avg Sec School Expul	Sec School Expul Male	Rolling Avg Sec School Expul Male	Sec School Expul Female	Rolling Avg Sec School Expul Female	Elem School Expulsion	Rolling Avg Elem School Expul	Elem School Expul Male	Rolling Avg Elem School Expul Male	Elem School Expul Female	Rolling Avg Elem School Expul Female
2015-2016	47	#N/A	31	#N/A	16	#N/A	1	#N/A	1	#N/A	0	#N/A
2016-2017	44	#N/A	40	#N/A	4	#N/A	1	#N/A	0	#N/A	1	#N/A
2017-2018	55	49	42	38	13	11	6	3	6	2	0	0
2018-2019	32	44	28	37	4	7	2	3	2	3	0	0
2019-2020	42	43	42	37	0	6	1	3	1	3	0	0

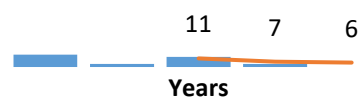
**Number of Secondary School Expulsions**



**Number of Secondary School Expulsions: Male**



**Number of Secondary School Expulsions: Female**



**Number of Elementary School Expulsions**



**Number of Elementary School Expulsions: Male**



**Number of Elementary School Expulsions: Female**



## Number of §.310 Board Expulsions (IEP)

TCDSB	Total TCDSB Students	Total Board Expulsion	Total TCDSB IEP Students	Total IEP Board Expulsion
2018-2019	91,818	9	17,480	6
2019-2020	91,324	10	16,925	7

TCDSB	All TCDSB Secondary	Total Board Expulsion	Total TCDSB IEP Students	Total IEP Board Expulsion
2018-2019	29,225	4	6,436	1
2019-2020	28,612	10	6,275	7

TCDSB	All TCDSB Elementary	Total Board Expulsion	Total TCDSB IEP Students	Total IEP Board Expulsion
2018-2019	62,593	5	11,044	5
2019-2020	62,712	0	10,650	0

## Number of §.310 School Expulsions (IEP)

TCDSB	Total TCDSB Students	Total School Expulsion	Total TCDSB IEP Students	Total IEP School Expulsion
2018-2019	91818	34	17480	16
2019-2020	91324	43	16925	18

TCDSB	All TCDSB Secondary	Total School Expulsion	Total TCDSB IEP Students	Total IEP School Expulsion
2018-2019	29225	32	6436	16
2019-2020	28612	42	6275	17

TCDSB	All TCDSB Elementary	Total School Expulsion	Total TCDSB IEP Students	Total IEP School Expulsion
2018-2019	62593	2	11044	0
2019-2020	62712	1	10650	1