



REPORT TO

CORPORATE SERVICES, STRATEGIC PLANNING AND PROPERTY COMMITTEE

2021-2022 FINANCIAL STATUS UPDATE #1

*"I am the vine; you are the branches.
If you remain in me and I in you, you will bear much fruit;
apart from me you can do nothing."*
John 15:5

Created Draft	First Tabling	Review
March 1, 2022	March 10, 2022	

Lucy LePera, Senior Financial Analyst
Teresa Sanza, Senior Manager, Capital Budget
Gerard Sequeira, Coordinator, Budget Services
Doug De Souza, Coordinator, Revenue, Analysis and Reporting
Dave Bilenduke, Senior Coordinator, Finance

INFORMATION REPORT

Vision

At Toronto Catholic we transform the world through witness, faith, innovation and action.

Mission:

The Toronto Catholic District School Board is an inclusive learning community rooted in the love of Christ. We educate students to grow in grace and knowledge and to lead lives of faith, hope and charity.



Brendan Browne, PhD
Director of Education

Adrian Della Mora
Associate Director of
Academic Affairs and
Chief Operating Officer

Derek Boyce
Associate Director of
Facilities, Business and
Community Development

Ryan Putnam
Chief Financial Officer
and Treasurer

A. EXECUTIVE SUMMARY

Financial Status Update Report #1 provides a projected year end forecast to August 31, 2022, based on actual results as at December 31, 2021.

This is the first update for fiscal 2021-22 and is benchmarked to the Revised Estimates approved by the Board of Trustees in December 2021.

At this time staff is forecasting a projected in-year deficit of approximately \$34M consistent with the 2021-22 Revised Estimates.

B. PURPOSE

This report is intended to keep Trustees informed with respect to the Board's financial performance throughout the year and to highlight any variance in budgeted to actual outcomes. The report provides a high-level overview and analysis of the Operating Budget, Staff Absenteeism and Capital Programs.

C. BACKGROUND

1. **Periodic reporting is recognized as a best practice in the Province.** The Ministry of Education and Regional Internal Auditor Team have both identified regular periodic financial reporting as a best practice in managing and monitoring financial outcomes.
2. **The 2021-22 budget and year to date actual expenditure is influenced by extraordinary COVID-19 related costs.** The Revised Estimates contained provisions to ensure the Board was able to meet the fluid and dynamic needs of the system during unprecedented and uncertain times.

D. EVIDENCE/RESEARCH/ANALYSIS

OPERATING BUDGET – CURRENT FINANCIAL POSITION

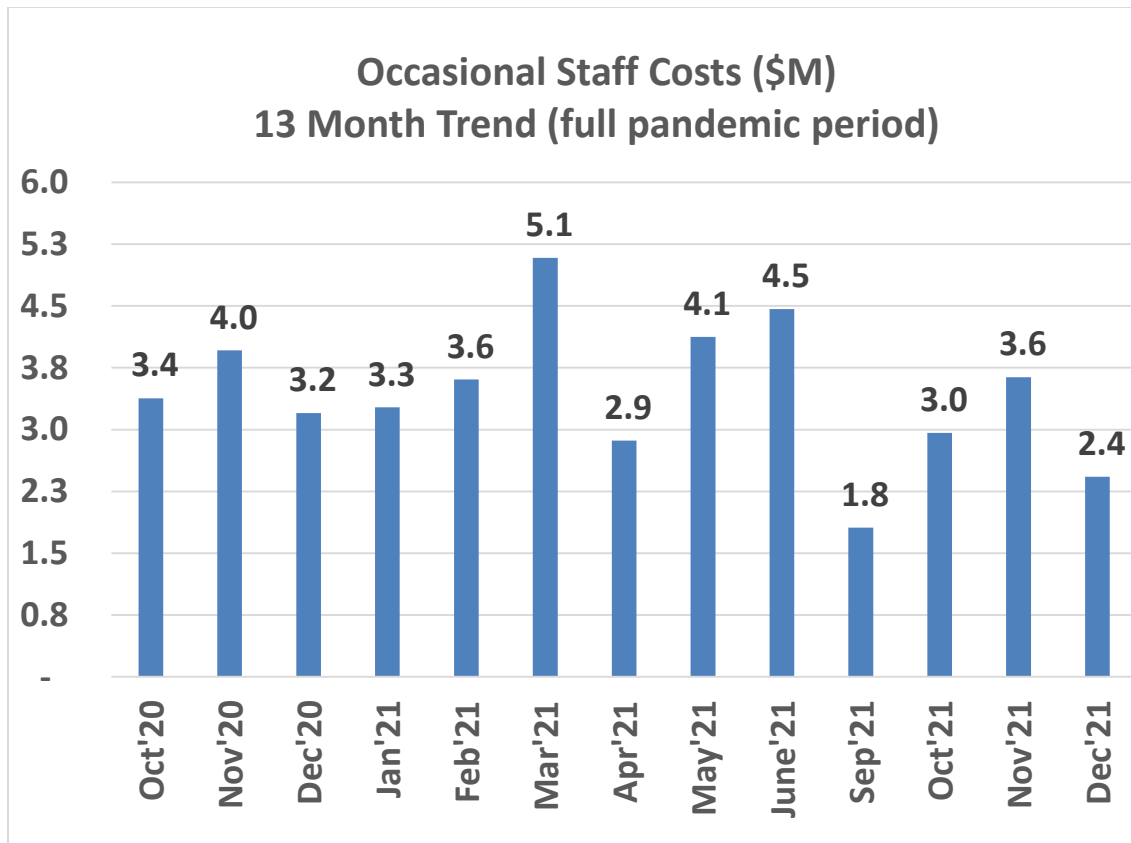
1. **The 2021-22 Revised Estimates projected an in-year deficit of \$34M.** As of this first update, results for the year are projected to be consistent with the Revised Estimates deficit. Additional COVID related investments were reflected in the Revised Estimates. Any favourability in expenses to December 31, 2021 is related to timing and is expected to be expended throughout the remainder of the year.

<u>Timing of Expenditures</u>	<u>\$M</u>
Salaries – timing of Con Ed, EA’s and Library/Guidance	8.0
Benefits – CRA statutory deductions (EI, CPP)	9.7
School Operations – cyclical/seasonal consumption	5.1
Other Non-Operational – timing of programs	6.1
Total Favourability (due to timing)	28.9

2. **Overall Revenue for 2021-2022 Revised Estimates** was updated as of the end of November with no changes as at December 31, 2021.

STAFF ABSENTEEISM – ANALYSIS AND TRENDS

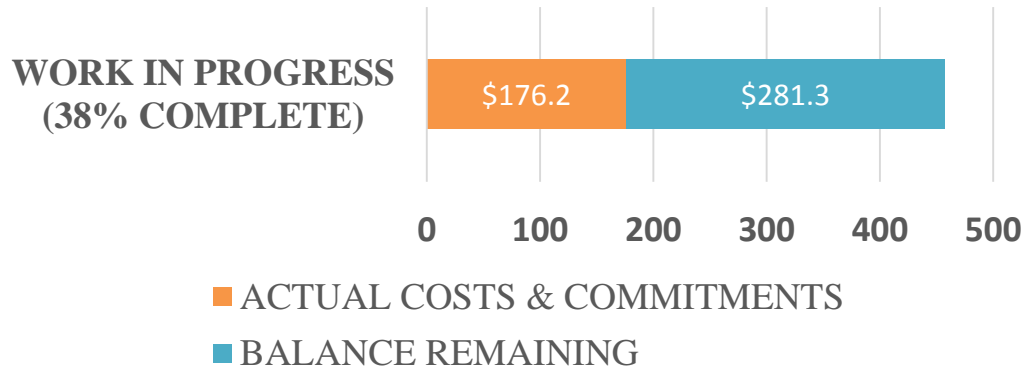
Average absenteeism is consistent when compared to the prior year. Staff absenteeism experienced an overall decrease in the total number of days compared to the prior year. However, the average days absent per FTE remained at 7.9 days for both 2021/22 and 2020/21 as a result of having less staff in the system due to declining enrolment. The budget was adjusted to match the change in staffing and as such absence related costs are on track.



CAPITAL AND RENEWAL PROGRAMS – YEAR TO DATE STATUS

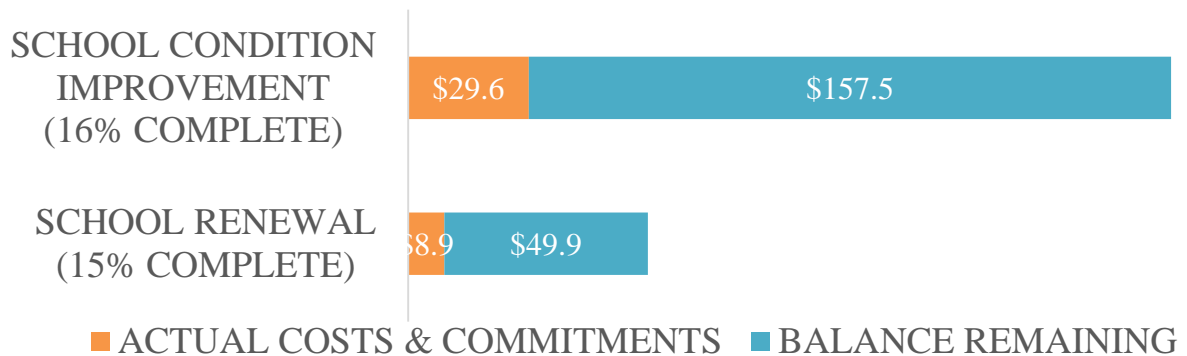
The current Ministry approved Capital Program funding totals \$457.5M. Boards receive capital funding for new schools, additions and childcare spaces. Typically projects of this nature span more than one year with the funds being carried forward each year until the respective projects are completed. Figure 1 illustrates the amount of Ministry funding spent and/or committed, balance remaining, and percentage completed as at December 2021.

**FIGURE 1: CAPITAL PROGRAM
SPENDING STATUS AT DECEMBER 31, 2021
(\$M)**



The Renewal Program totals \$245.9M. Boards receive Ministry funding for the maintenance and upgrade of schools including replacement and repair of major building and site components. Figure 2 illustrates the amount spent and/or committed, balance remaining, and percentage completed as at December 2021.

**FIGURE 2: RENEWAL PROGRAM
SPENDING STATUS AT DECEMBER 31, 2021 (\$M)**



METRICS AND ACCOUNTABILITY

- 1) Actual revenues and expenditures are trending in line with the 2021-22 Revised Estimates as at December 31, 2021.
- 2) Financial Status Update #2 will be provided in April 2022 based on the end of the second fiscal quarter (February 28, 2022).
- 3) Any potential surplus to budget as of the mid-year will be identified and available to support the 2022-2023 budget (if use of reserves is needed).

E. CONCLUDING STATEMENT

This report is for the information of the Corporate Services, Strategic Planning and Property Committee.