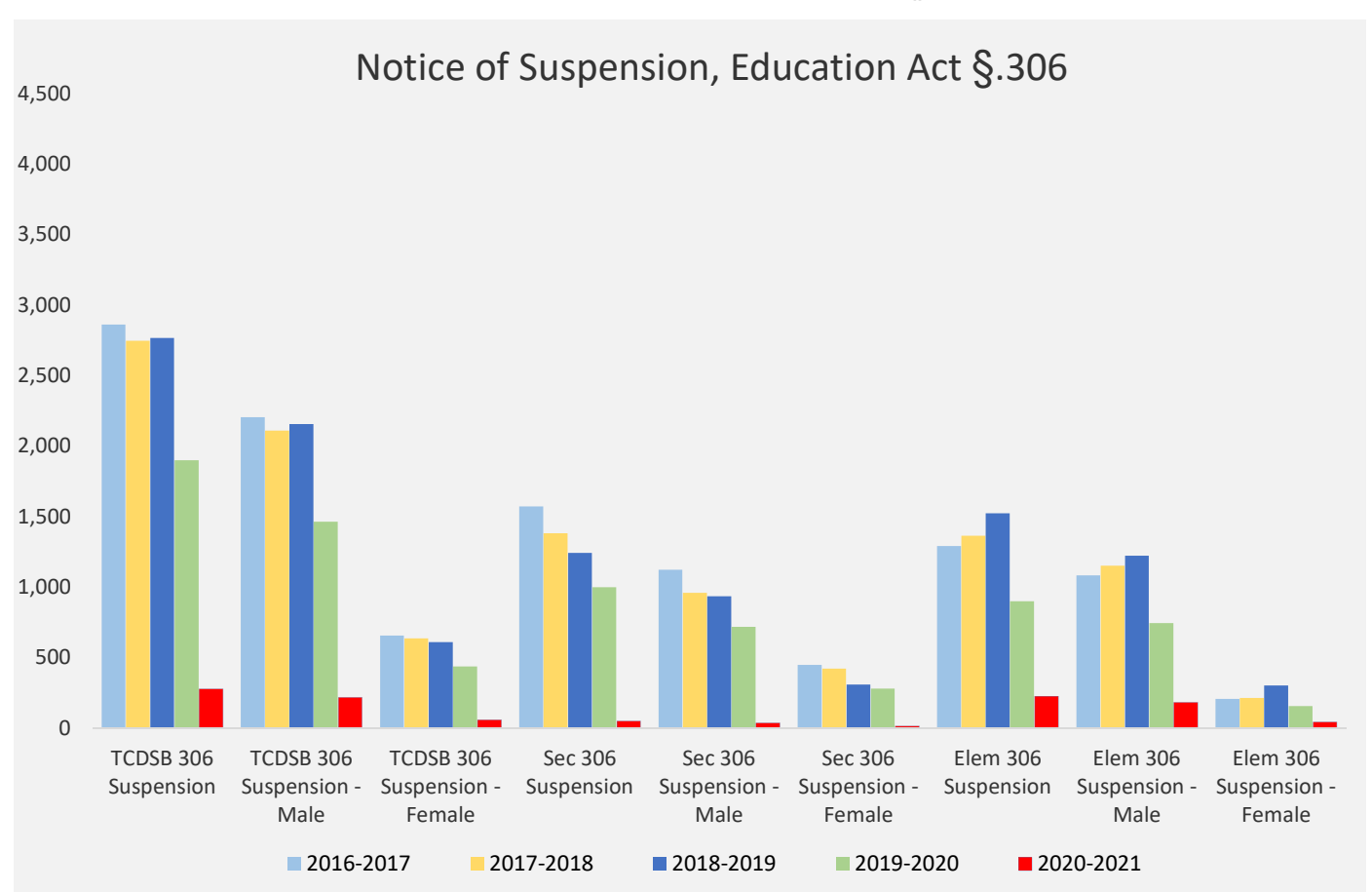
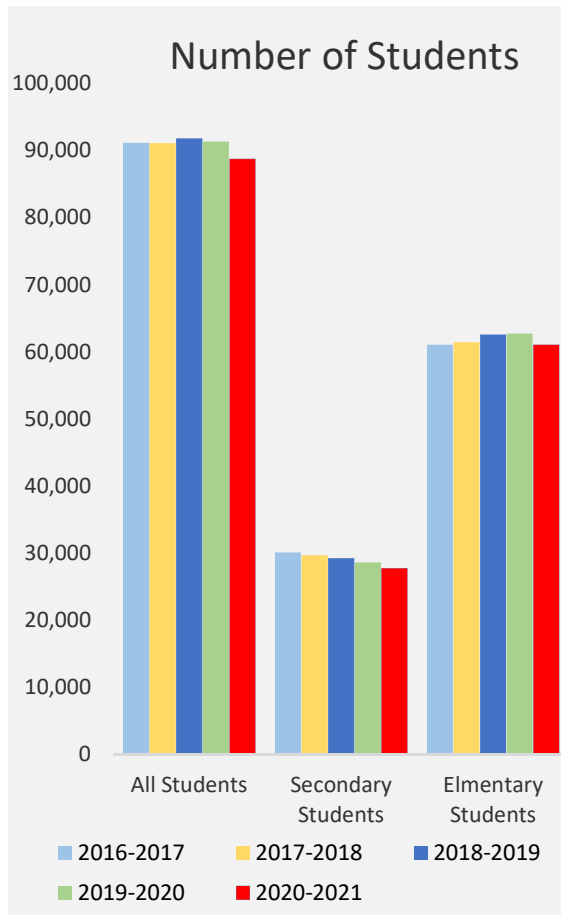


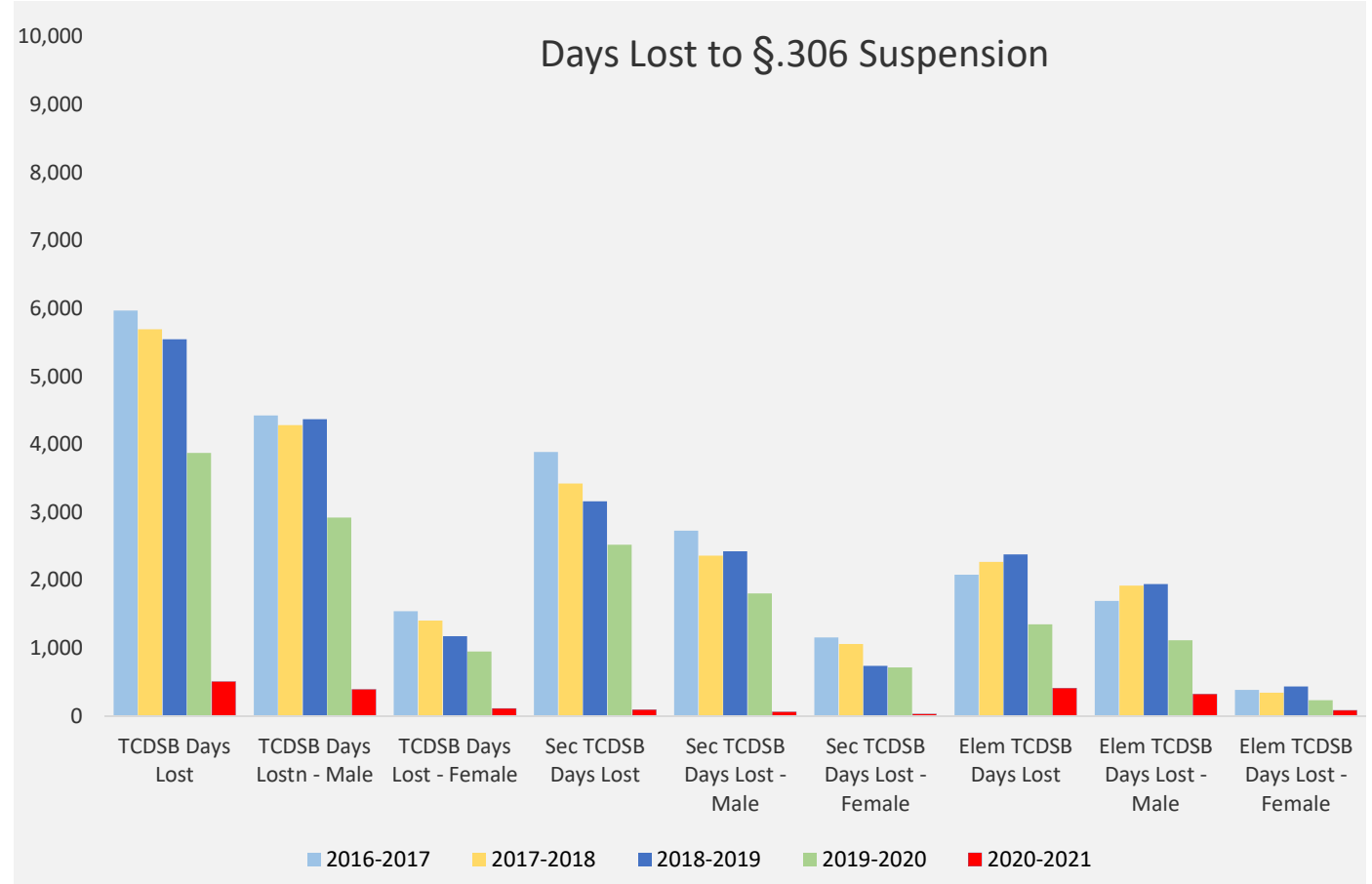
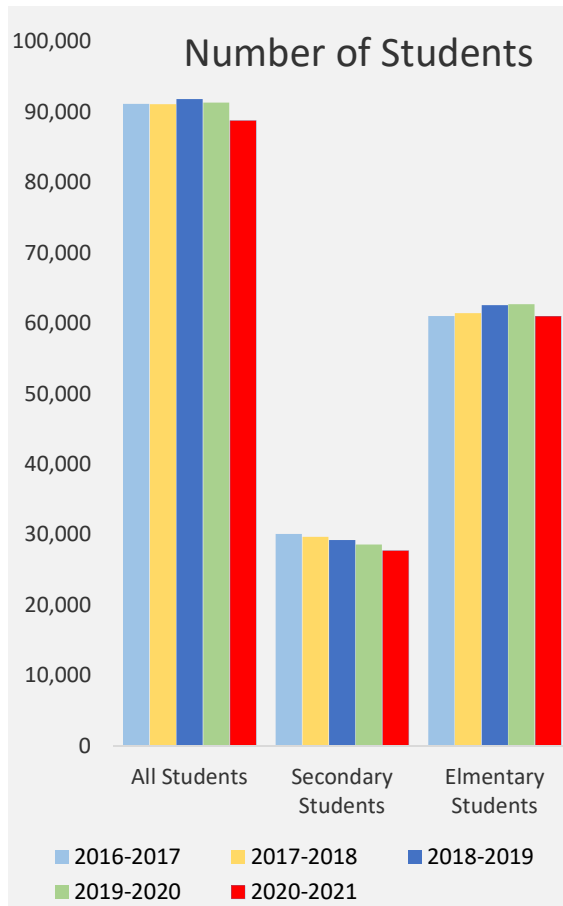
**Notice of Suspension, Education Act §.306**

TCDSB	All Students	Secondary Students	Elementary Students	TCDSB 306 Suspension	TCDSB 306 Suspension - Male	TCDSB 306 Suspension - Female	Sec 306 Suspension	Sec 306 Suspension - Male	Sec 306 Suspension - Female	Elem 306 Suspension	Elem 306 Suspension - Male	Elem 306 Suspension - Female
2016-2017	91,144	30,109	61,035	2,861	2,204	657	1,571	1,122	449	1,290	1,082	208
2017-2018	91,107	29,673	61,434	2,746	2,110	636	1,381	959	422	1,365	1,151	214
2018-2019	91,818	29,225	62,593	2,767	2,157	610	1,243	935	308	1,524	1,222	302
2019-2020	91,324	28,612	62,712	1,899	1,463	436	999	719	280	900	744	156
2020-2021	88,786	27,749	61,037	277	218	59	51	36	15	226	182	44



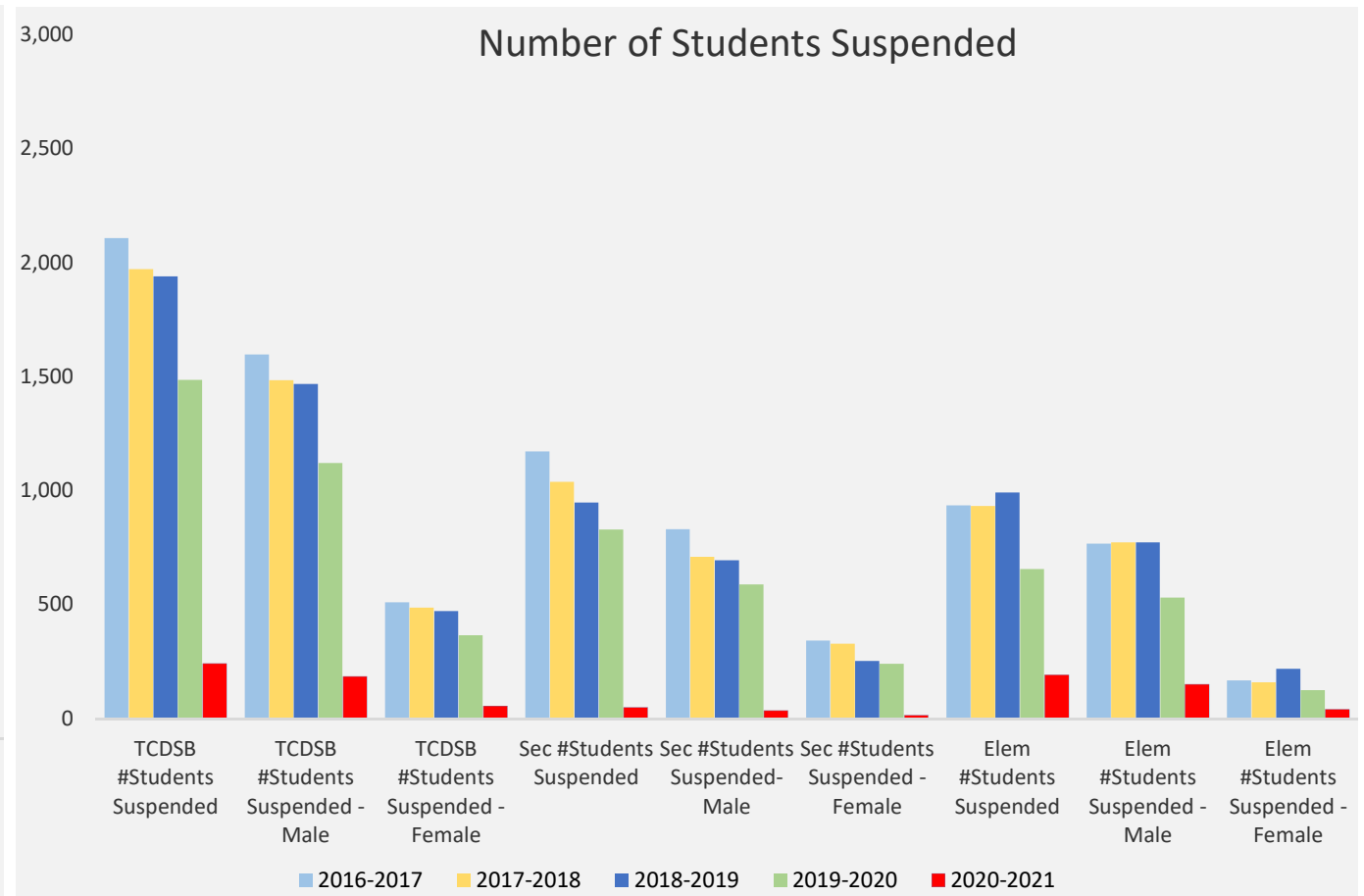
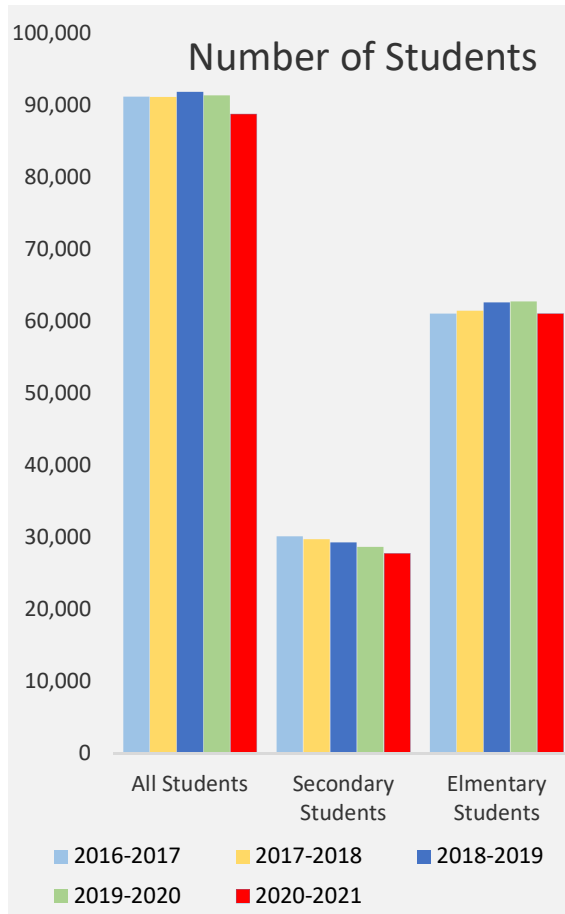
## Days Lost to §.306 Suspension

TCDSB	All Students	Secondary Students	Elementary Students	TCDSB Days Lost	TCDSB Days Lostn - Male	TCDSB Days Lost - Female	Sec TCDSB Days Lost	Sec TCDSB Days Lost - Male	Sec TCDSB Days Lost - Female	Elem TCDSB Days Lost	Elem TCDSB Days Lost - Male	Elem TCDSB Days Lost - Female
2016-2017	91,144	30,109	61,035	5,970	4,425	1,545	3,889	2,729	1,160	2,081	1,696	385
2017-2018	91,107	29,673	61,434	5,694	4,285	1,409	3,424	2,362	1,062	2,270	1,923	347
2018-2019	91,818	29,225	62,593	5,547	4,369	1,178	3,164	2,425	739	2,383	1,944	439
2019-2020	91,324	28,612	62,712	3,875	2,925	950	2,523	1,806	717	1,352	1,119	233
2020-2021	88,786	27,749	61,037	513	395	118	98	66	32	415	329	86



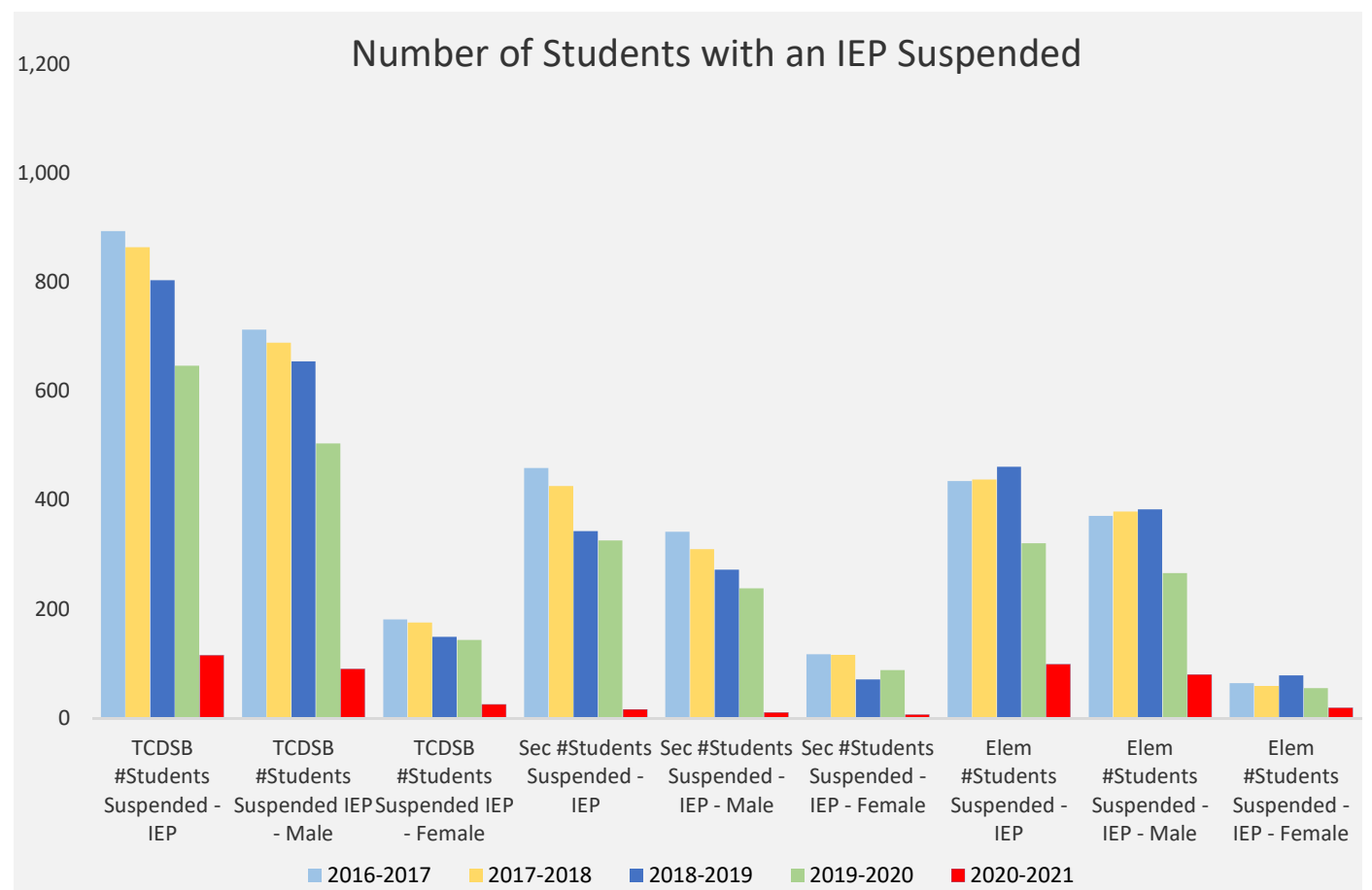
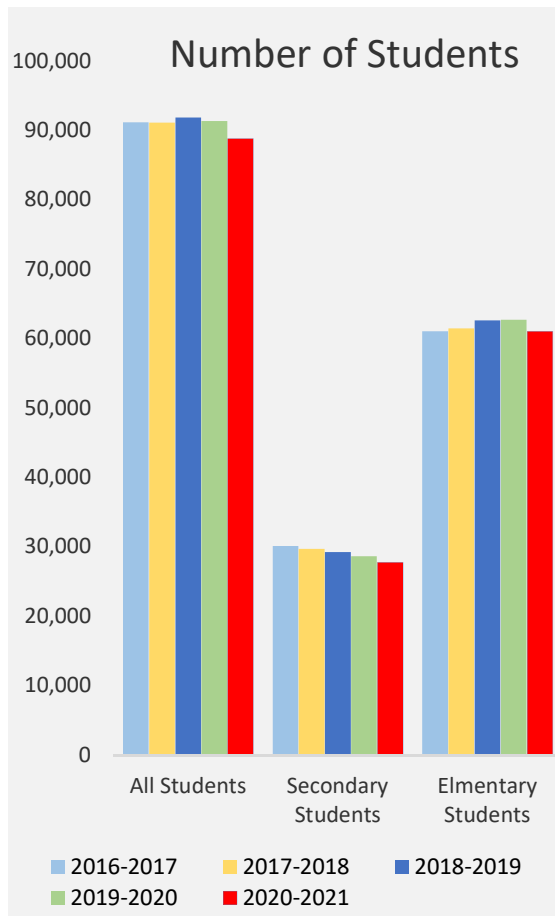
## Number of Students Suspended

TCDSB	All Students	Secondary Students	Elementary Students	TCDSB #Students Suspended	TCDSB #Students Suspended - Male	TCDSB #Students Suspended - Female	Sec #Students Suspended	Sec #Students Suspended - Male	Sec #Students Suspended - Female	Elem #Students Suspended	Elem #Students Suspended - Male	Elem #Students Suspended - Female
2016-2017	91,144	30,109	61,035	2,107	1,597	510	1,172	830	342	935	767	168
2017-2018	91,107	29,673	61,434	1,970	1,483	487	1,038	710	328	932	773	159
2018-2019	91,818	29,225	62,593	1,939	1,467	472	947	694	253	992	773	219
2019-2020	91,324	28,612	62,712	1,485	1,120	365	829	589	240	656	531	125
2020-2021	88,786	27,749	61,037	242	186	56	50	35	15	192	151	41



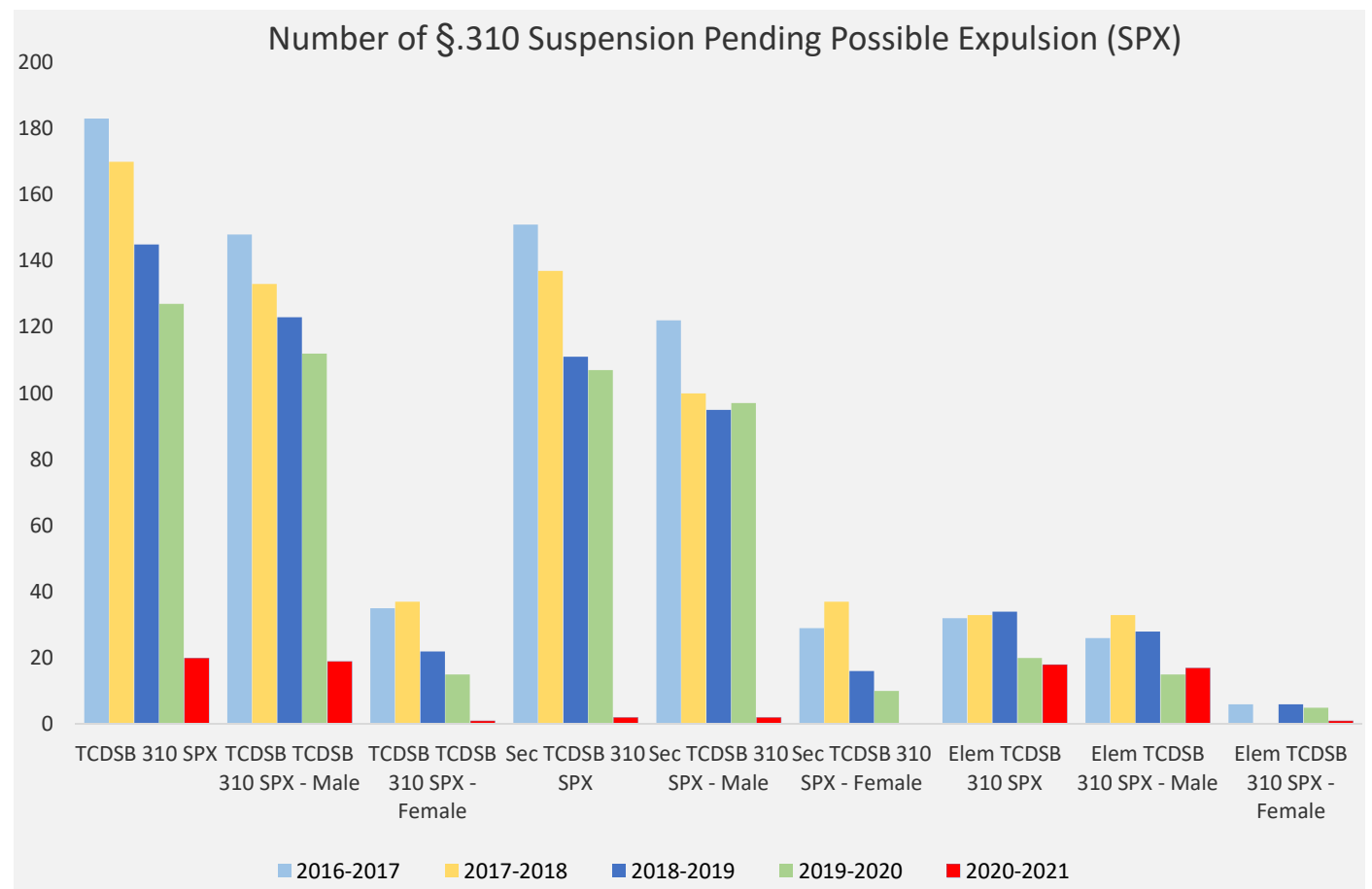
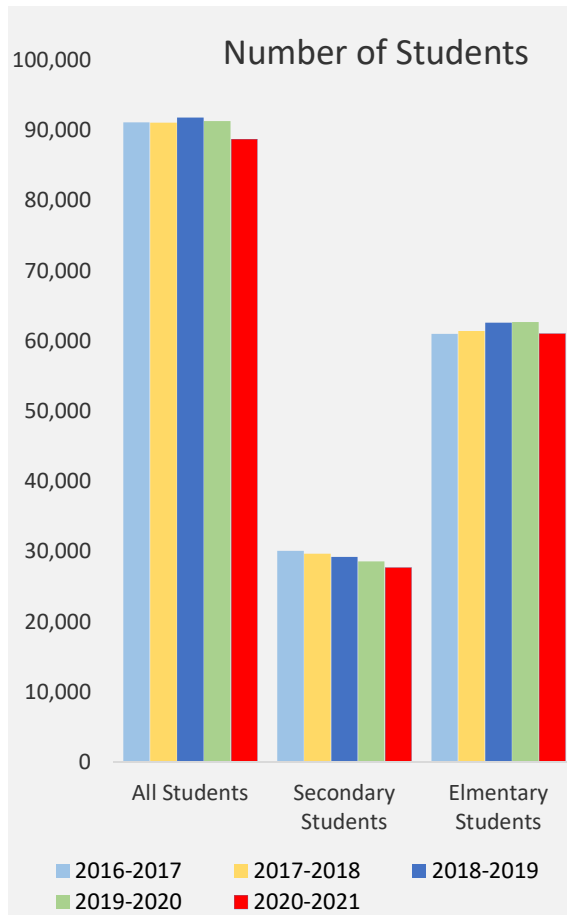
### Number of Students with an IEP Suspended

TCDSB	All Students	Secondary Students	Elementary Students	TCDSB #Students Suspended - IEP	TCDSB #Students Suspended - IEP - Male	TCDSB #Students Suspended - IEP - Female	Sec #Students Suspended - IEP	Sec #Students Suspended - IEP - Male	Sec #Students Suspended - IEP - Female	Elem #Students Suspended - IEP	Elem #Students Suspended - IEP - Male	Elem #Students Suspended - IEP - Female
2016-2017	91,144	30,109	61,035	894	713	181	459	342	117	435	371	64
2017-2018	91,107	29,673	61,434	864	689	175	426	310	116	438	379	59
2018-2019	91,818	29,225	62,593	804	655	149	343	272	71	461	383	78
2019-2020	91,324	28,612	62,712	647	504	143	326	238	88	321	266	55
2020-2021	88,786	27,749	61,037	115	90	25	16	10	6	99	80	19



### Number of §.310 Suspension Pending Possible Expulsion (SPX) Issued

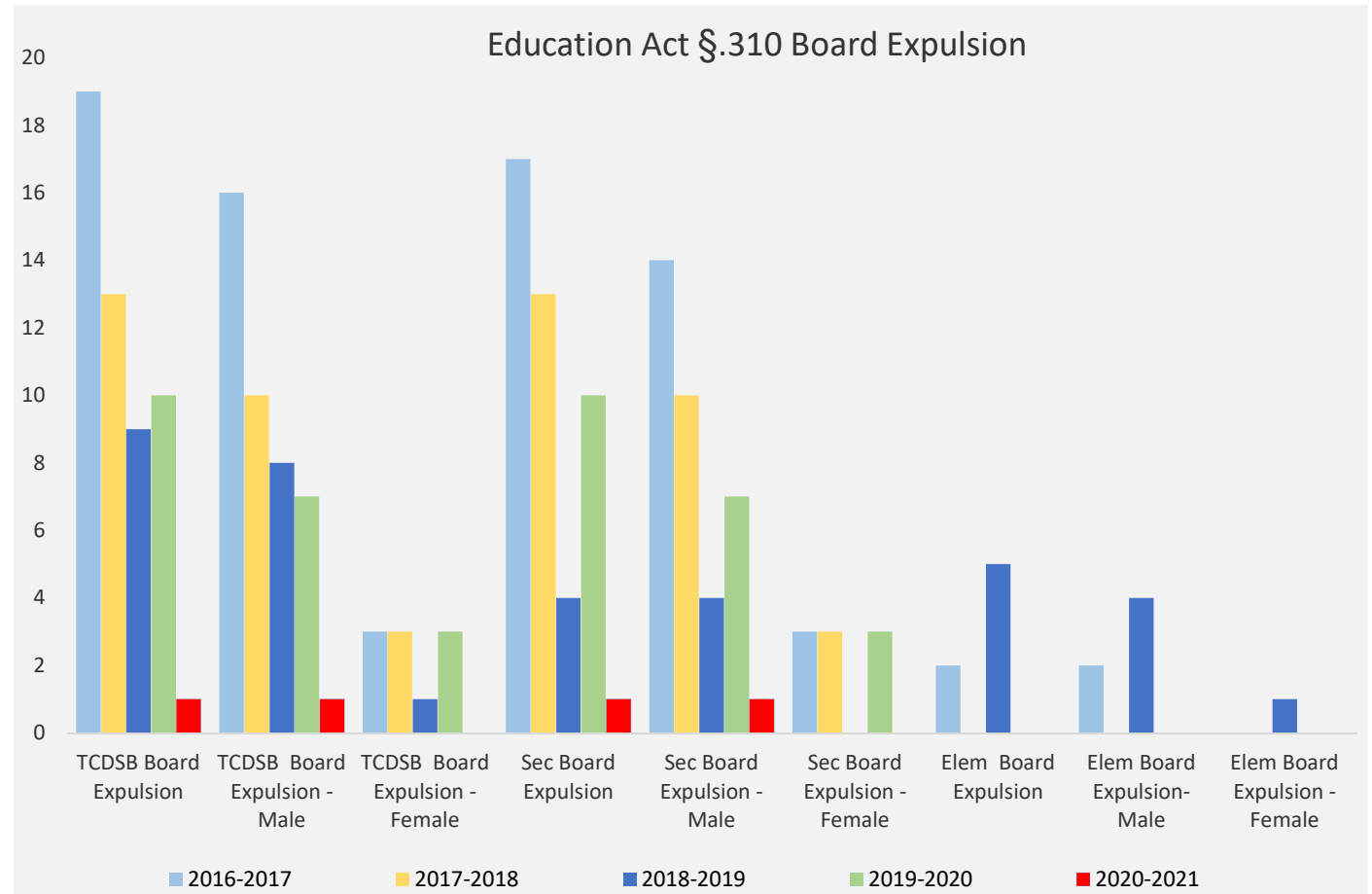
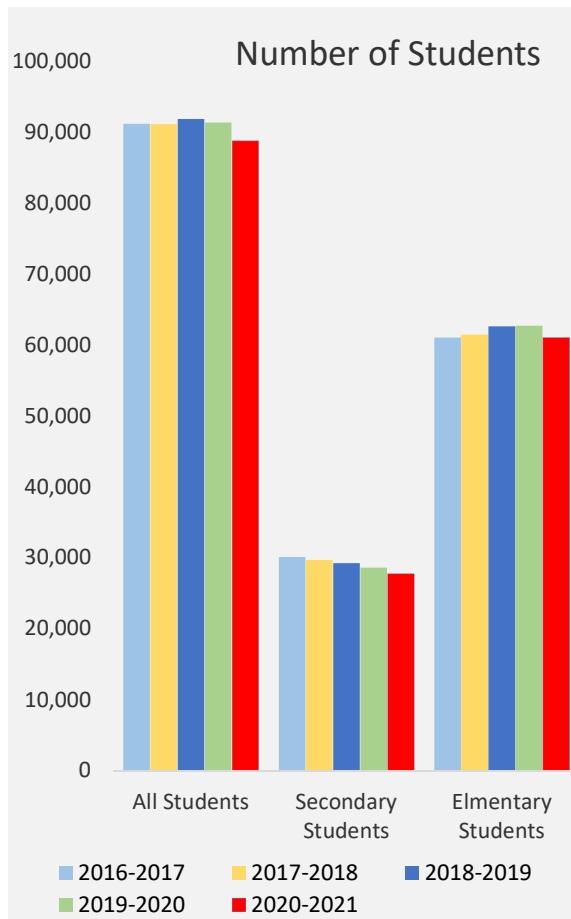
TCDSB	All Students	Secondary Students	Elementary Students	TCDSB 310 SPX	TCDSB 310 SPX - Male	TCDSB 310 SPX - Female	Sec TCDSB 310 SPX	Sec TCDSB 310 SPX - Male	Sec TCDSB 310 SPX - Female	Elem TCDSB 310 SPX	Elem TCDSB 310 SPX - Male	Elem TCDSB 310 SPX - Female
2016-2017	91,144	30,109	61,035	183	148	35	151	122	29	32	26	6
2017-2018	91,107	29,673	61,434	170	133	37	137	100	37	33	33	0
2018-2019	91,818	29,225	62,593	145	123	22	111	95	16	34	28	6
2019-2020	91,324	28,612	62,712	127	112	15	107	97	10	20	15	5
2020-2021	88,786	27,749	61,037	20	19	1	2	2	0	18	17	1



## Education Act §.310 Board Expulsions

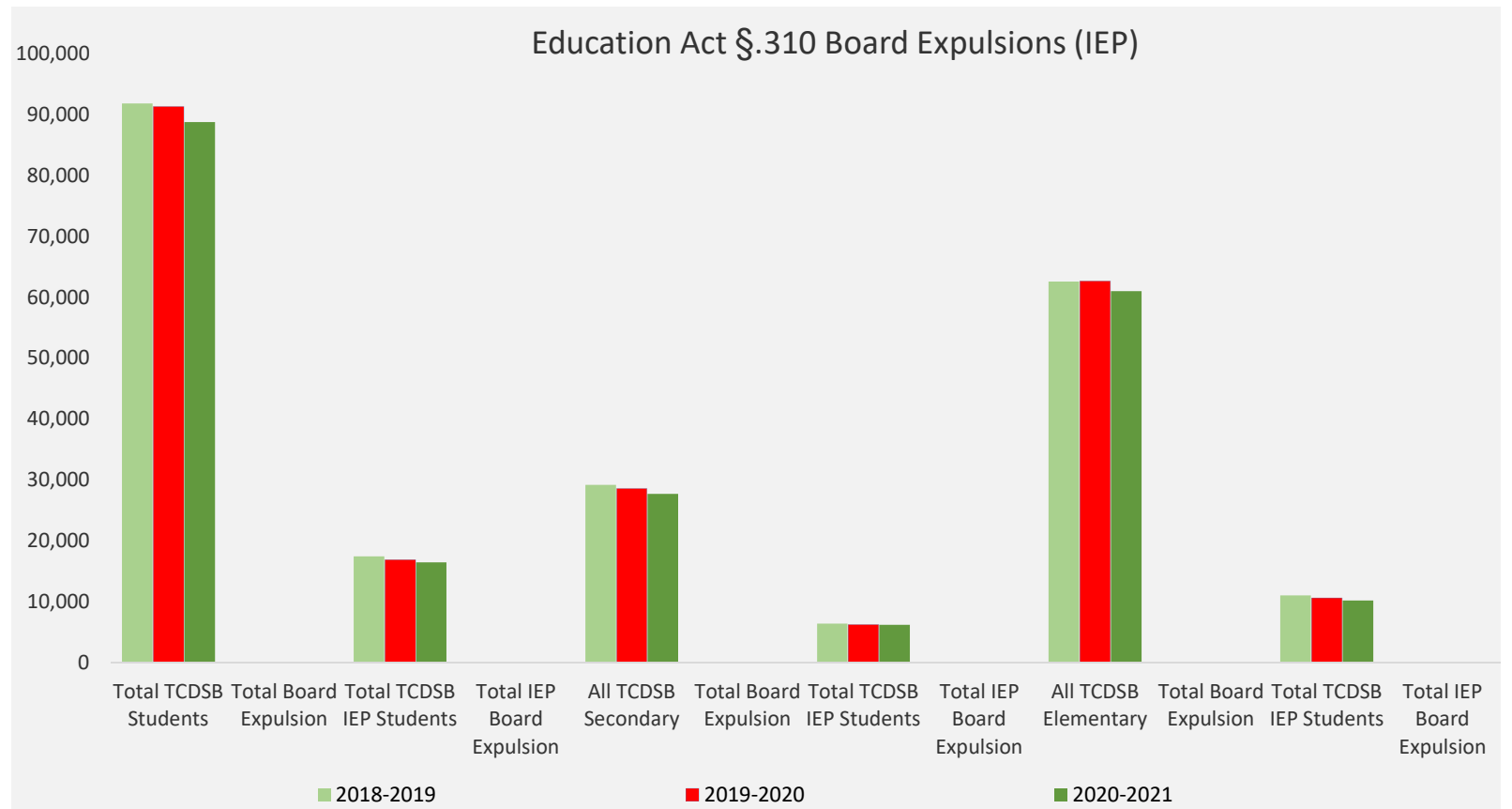
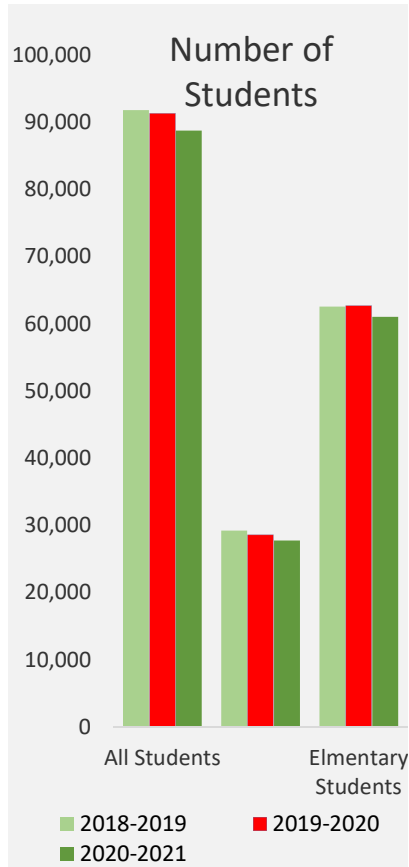
TCDSB	All Students	Secondary Students	Elementary Students
2016-2017	91,144	30,109	61,035
2017-2018	91,107	29,673	61,434
2018-2019	91,818	29,225	62,593
2019-2020	91,324	28,612	62,712
2020-2021	88,786	27,749	61,037

TCDSB Board Expulsion	TCDSB Board Expulsion - Male	TCDSB Board Expulsion - Female	Sec Board Expulsion	Sec Board Expulsion - Male	Sec Board Expulsion - Female	Elem Board Expulsion	Elem Board Expulsion - Male	Elem Board Expulsion - Female
19	16	3	17	14	3	2	2	0
13	10	3	13	10	3	0	0	0
9	8	1	4	4	0	5	4	1
10	7	3	10	7	3	0	0	0
1	1	0	1	1	0	0	0	0



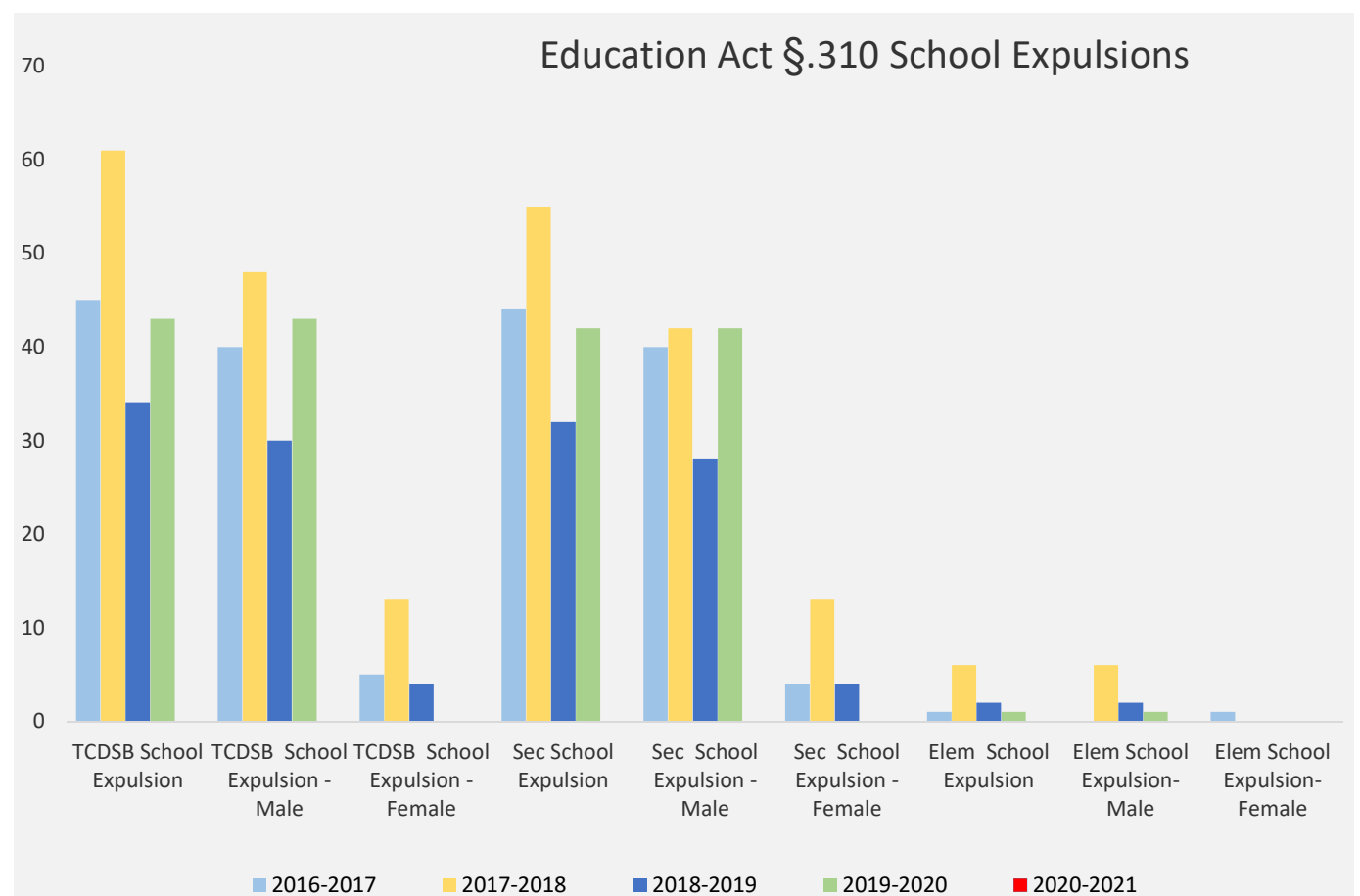
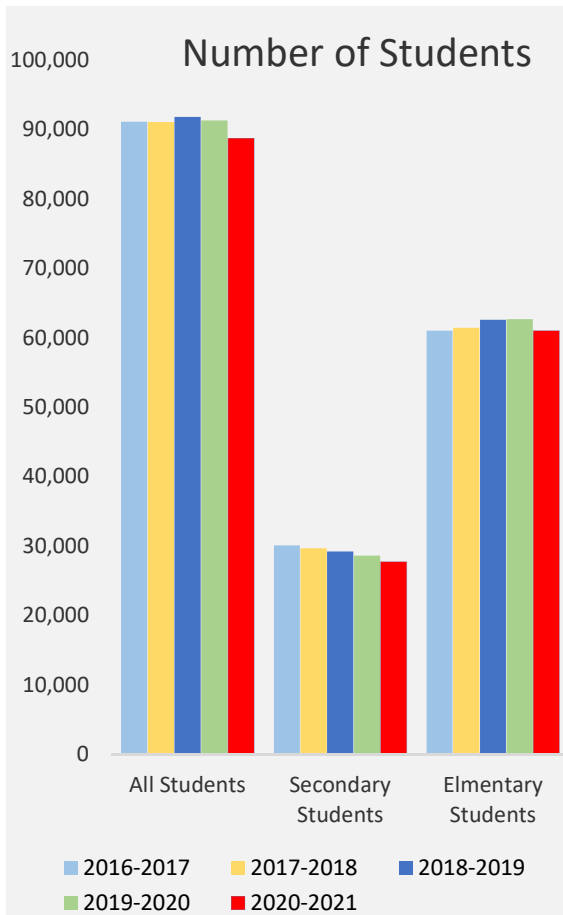
### Education Act §.310 Board Expulsions (IEP)

TCDSB	All Students	Secondary Students	Elementary Students	Total TCDSB Students	Total Board Expulsion	Total TCDSB IEP Students	Total IEP Board Expulsion	All TCDSB Secondary	Total Board Expulsion	Total TCDSB IEP Students	Total IEP Board Expulsion	All TCDSB Elementary	Total Board Expulsion	Total TCDSB IEP Students	Total IEP Board Expulsion
2018-2019	91,818	29,225	62,593	91,818	9	17,480	6	29,225	4	6,436	1	62,593	5	11,044	5
2019-2020	91,324	28,612	62,712	91,324	10	16,925	7	28,612	10	6,275	7	62,712	0	10,650	0
2020-2021	88,786	27,749	61,037	88,786	1	16,459	1	27,749	1	6,241	1	61,037	0	10,218	0



## Education Act §.310 School Expulsions

TCDSB	All Students	Secondary Students	Elementary Students	TCDSB School Expulsion	TCDSB School Expulsion - Male	TCDSB School Expulsion - Female	Sec School Expulsion	Sec School Expulsion - Male	Sec School Expulsion - Female	Elem School Expulsion	Elem School Expulsion - Male	Elem School Expulsion - Female
2016-2017	91,144	30,109	61,035	45	40	5	44	40	4	1	0	1
2017-2018	91,107	29,673	61,434	61	48	13	55	42	13	6	6	0
2018-2019	91,818	29,225	62,593	34	30	4	32	28	4	2	2	0
2019-2020	91,324	28,612	62,712	43	43	0	42	42	0	1	1	0
2020-2021	88,786	27,749	61,037	0	0	0	0	0	0	0	0	0





Education Act §.310 School Expulsions (IEP)

TCDSB	All Students	Secondary Students	Elementary Students	Total TCDSB Students	Total School Expulsion	Total TCDSB IEP Students	Total IEP School Expulsion	All TCDSB Secondary	Total School Expulsion	Total TCDSB IEP Students	Total IEP School Expulsion	All TCDSB Elementary	Total School Expulsion	Total TCDSB IEP Students	Total IEP School Expulsion
2018-2019	91,818	29,225	62,593	91,818	34	17,480	16	29,225	32	6,436	16	62,593	2	11,044	0
2019-2020	91,324	28,612	62,712	91,324	0	16,925	18	28,612	0	6,275	17	62,712	0	10,650	1
2020-2021	88,786	27,749	61,037	88,786	0	16,459	0	27,749	0	6,241	0	61,037	0	10,218	0

