



REPORT TO

CORPORATE SERVICES, STRATEGIC
PLANNING AND PROPERTY
COMMITTEE

2025-2026 CONSENSUS ENROLMENT PROJECTIONS

The heart of the prudent acquires knowledge, And the ear of the wise seeks knowledge. Proverbs 18:15

Drafted	Meeting Date
March 26, 2025	April 10, 2025
K. Rajasooriar, Supervisor/Demographer, Planning and Services D. De Souza, Senior Coordinator, Student Records and Reporting B. Leporati, Head of Planning, Planning Services M. Loberto, Superintendent, Planning and Development Services	
INFORMATION REPORT	

Vision: *IN GOD'S IMAGE: Growing in Knowledge, with Justice and Hope.*

Mission: *Nurturing the faith development and academic excellence of our Catholic learning community through the love of God, neighbour, and self.*



MULTI-YEAR STRATEGIC PLAN
2022 - 2025

IN GOD'S IMAGE: Growing in Knowledge, with Justice and Hope



Brendan Browne
Director of Education

Adrian Della Mora
Associate Director of Academic Affairs
& Chief Operating Officer

Derek Boyce
Associate Director of Corporate
Services and Chief Commercial Officer

Ryan Putnam
Chief Financial Officer and Treasurer

A. EXECUTIVE SUMMARY

This report provides consensus enrolment projections for the 2025-2026 school year. Enrolment projections form the basis of budget and staffing estimates which are collectively submitted to the Ministry of Education on an annual basis.

The student enrolment projections for the 2025-2026 school year are calculated based on current enrolment figures and the application of several key variables including, but not limited to, historical retention rates, census data and consultation with local school principals. Projections are also verified against known data in SOAR (Student Online Admission and Registration) as well as ASPEN SIS (Student Information System).

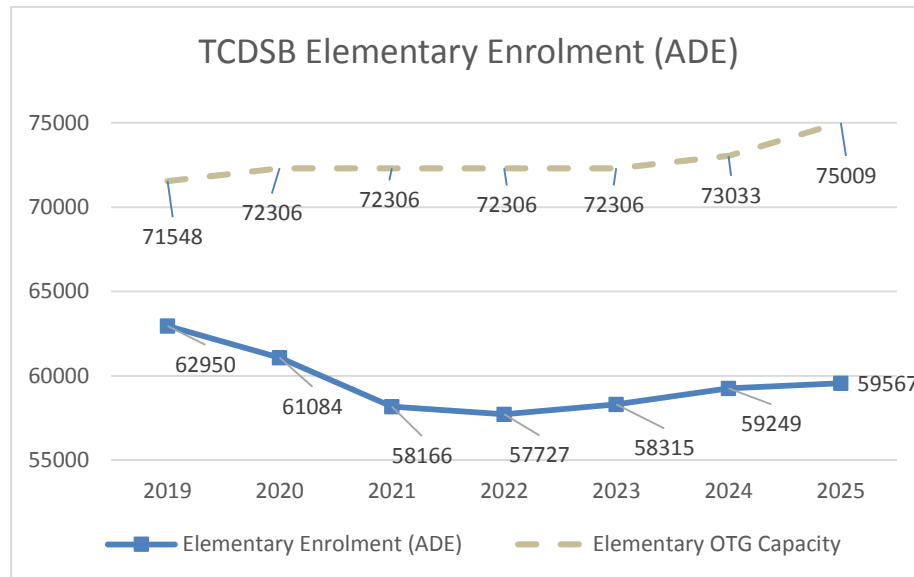
TCDSB Current & Projected Enrolment (ADE)			
Year	*2024 (Proj.)	2024 (Current)	2025
Elem.	58,285	59,249	59,567
Sec.	27,749	28,017	28,624
Total	86,034	87,266	88,191
Annual Change			925

**Projected enrolment numbers were received by the Board in April 2024 and are displayed for comparison purposes. Projected secondary ADE numbers include Monsignor Fraser under 21 students.*

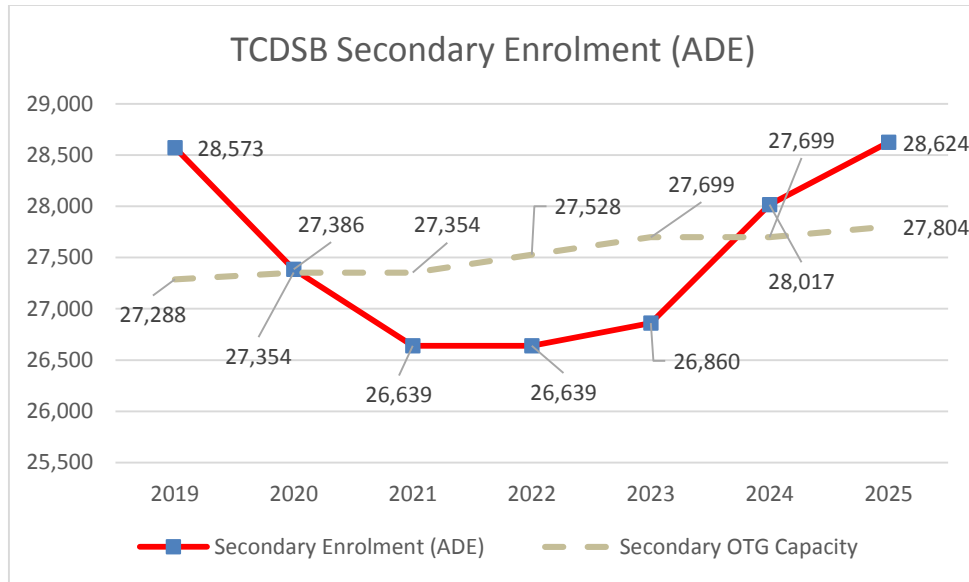
Projected enrolment for the 2025-2026 school year indicates an overall increase of 925 students or 1% across both panels. This is reflected in increases of 318 students or 0.5% in the elementary panel and 607 students or 2% in the secondary panel when compared to actual ADE enrolment for the 2024-25 school year as of October 31, 2024.

B. BACKGROUND

1. ***Preliminary projections (Appendices A and B) were reviewed and validated by all Area Superintendents and School Principals through consultation to establish the Consensus Enrolment Projections for the 2025-2026 school year.*** Principal consultations are conducted in January and February, and adjustments made where necessary to finalize the consensus enrolment projection. Projection figures were cross-referenced with known application data in SOAR and ASPEN Student Information Systems at key intervals to further validate.
2. ***Elementary enrolment is projected to be 59,567 students (ADE) for the 2025-2026 school year.*** This represents an increase of approximately 318 students or 0.5%.



3. ***Secondary enrolment is projected to be 28,624 students (ADE) for the 2025-2026 school year.*** This represents an increase of approximately 607 students or 2%.



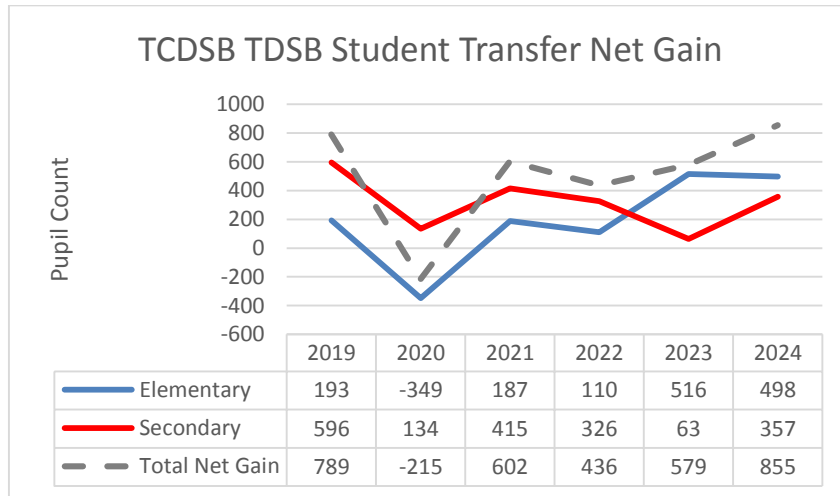
C. EVIDENCE/RESEARCH/ANALYSIS

4. *The Elementary panel is projected to see its third consecutive year of growth with an increase of 318 students or 0.5%.*

- *Junior Kindergarten (JK) enrolment is projected to increase by 5%.* The anticipated kindergarten enrolment numbers have been validated against the applications received to date through SOAR.
- Increases in FDK classroom spaces in new elementary facilities for the 2025/2026 school year are contributing to the growth seen in JK.
- The Board's Communications team has continued a city-wide digital advertising campaign on social media to raise awareness of the TCDSB JK program.
- Admissions staff continue to clear waitlists with a focus of accommodating new registrations to optimize school capacity.
- *The Grade 8 cohort for the 2025/2026 academic year is anticipated to experience a 4% increase,* due to a large Grade 7 population advancing through the panel. Enrolment in Grades 1 through 7 is expected to remain stable with no significant year-over-year changes.
- *In the 2024-2025 school year there are 98 elementary students identified as Christian Orthodox enrolled in TCDSB schools.* Applications are currently being processed for the 2025-26 school year through SOAR. Applicants will be accommodated in priority date and time stamp order as space allows.

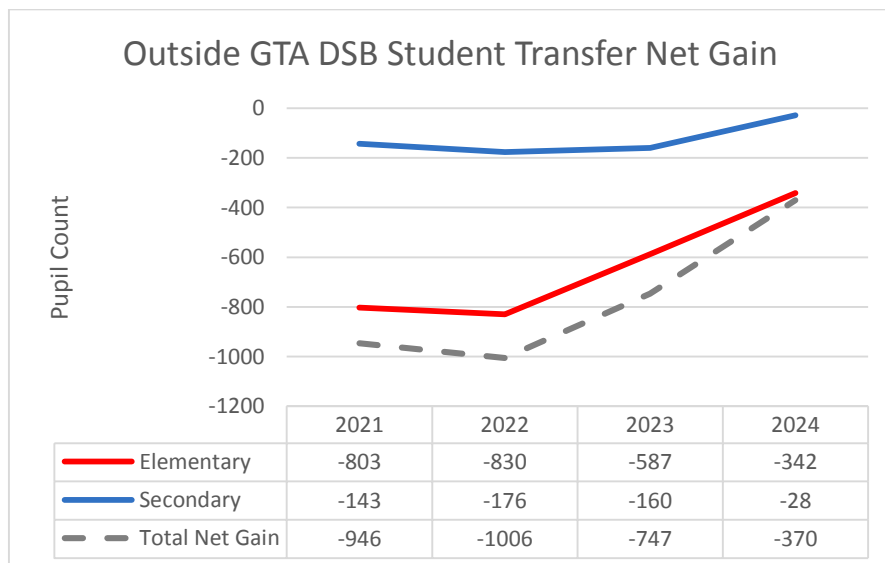
4. ***The Secondary panel is projected to see its third consecutive year of growth with an increase of 607 students or 2%.***
- ***Secondary projection figures were cross-referenced with the number of placed student applications in SOAR and ASPEN Student Information systems.*** Projections indicate that approximately 70% of TCDSB secondary schools are anticipated to see enrolment increases for the 2025-26 school year.
 - ***A third consecutive year of increased Grade 9 intake is contributing to growth in the secondary panel.*** Accommodation needs have been addressed at all locations to maximize enrolment. Grade 9 intake increased by approximately 147 students or 2% increase year over year for the cohort. TCDSB secondary schools in the Northwest and Etobicoke area are projected to see strong year over year gains.
 - ***Enrolment in Grades 10 and 11 are seeing 3% and 6% increases year over year, respectively.*** This is contributing to overall secondary panel growth as strong cohorts from the previous school year move through the secondary panel. The increases in Grades 10 and 11 are a result of the strong Grade 9 intake observed from the previous two consecutive school years.
 - ***For the 2024/2025 school year there are a total of 1,808 newcomers to the City of Toronto enrolled in the TCDSB.*** Approximately 795 or 44% of newcomers are registered within the secondary panel.
 - ***International student enrolment has shown continued and steady recovery in recent years.*** For the 2025-2026 school year, VISA student enrolment is anticipated to increase by 85 students or 10% from the previous school year to a total of 901 students. Before the pandemic, the average number of international students in both panels was approximately 1,200.
5. ***TCDSB exceeded the 3-year historical average in the number of transfers between TCDSB and TDSB with a net-gain of 855 students for the 2024-2025 school year.***
- Between the 2021-2022 and 2023-2024 school years, total student transfers between the two school boards had averaged 539 students net gained for the TCDSB between both panels. For the 2024-2025 school year, both elementary and secondary student transfer net gains were higher than the 3-year historical average.
 - TCDSB elementary schools continue to see an influx of students in the higher grades where neighbouring TDSB junior school programming ends in Grade 5 or Grade 6, contributing to the steady overall projected enrolment in the panel.

- TCDSB secondary schools in the areas of Etobicoke, Scarborough and North York are seeing higher numbers of TDSB student transfers. This trend is occurring predominantly where neighbouring TDSB secondary schools are experiencing oversubscription.



*(Data collected from internal sources)

6. ***The migration of TCDSB students to school boards outside of Toronto has slowed by 50% compared to the previous school year.*** The net student transfers between TCDSB and other boards outside of the Greater Toronto Area (GTA) reflect a net loss of 370 students, however this represents a significant recovery when compared to previous years.



7. ***Residential development data received from the City of Toronto is incorporated in TCDSB enrolment projections.*** Development is monitored and updated with new applications, reflecting changes in residential unit totals, construction timelines, and finalized proposals. This data is considered in projecting student demographics and informs planning decisions. ***Further details, including a heat map illustrating intensity of development activity, can be found in Appendices 'C' and 'D'.***

D. METRICS AND ACCOUNTABILITY

8. ***The consensus enrolment projections for 2025-26 have been operationalized.*** Staffing models are driven by these projections through collaboration between the Human Resources, Financial Services, Information Technology and Planning departments along with the Academic team.

E. CONCLUDING STATEMENT

This report is for the information of the Board of Trustees.