

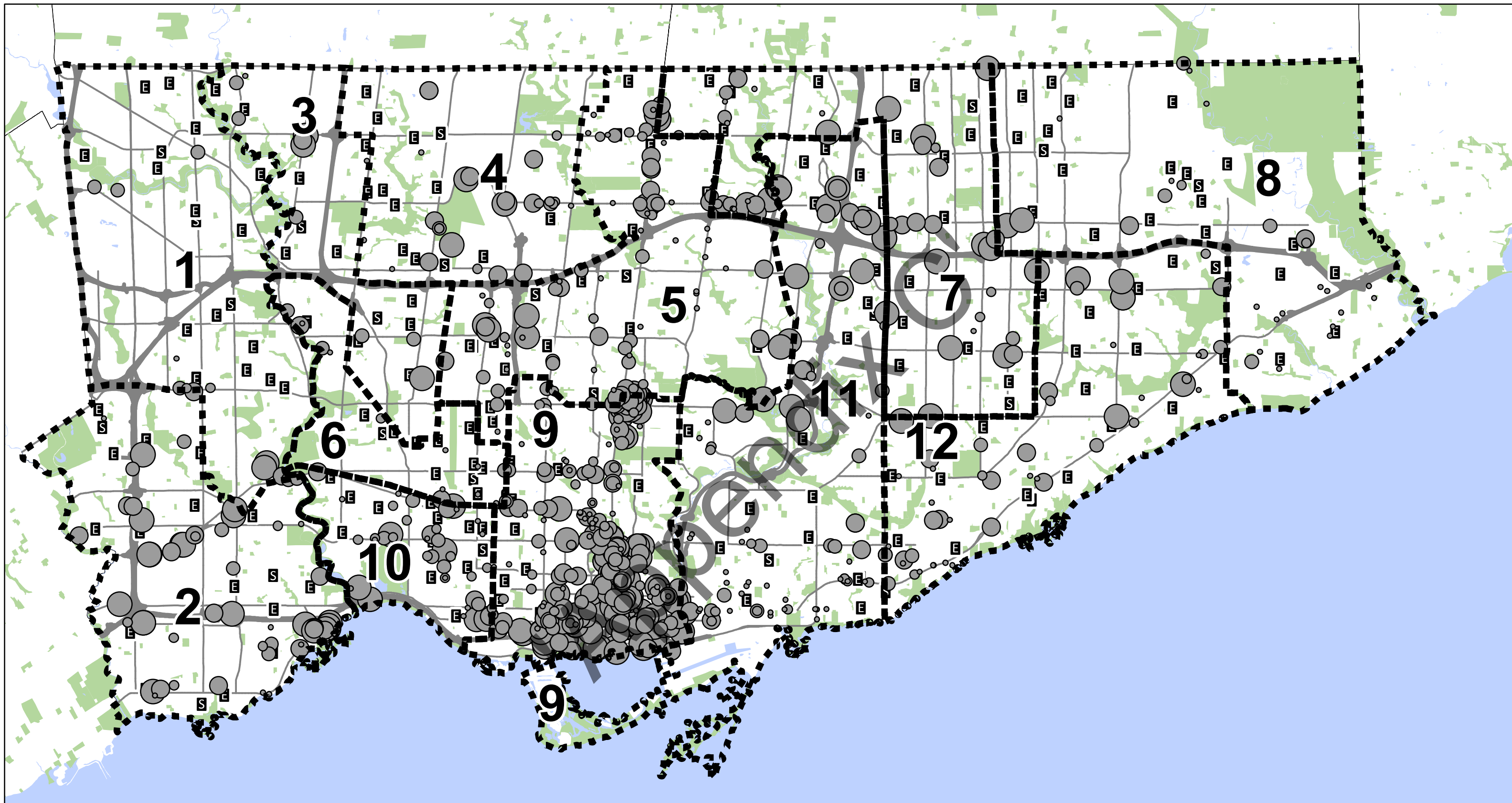
**HOUSING DEVELOPMENT SUMMARY  
2016 to 2030**

| Trustee Ward         | Trustee Ward       | Total Development Applications Currently on File | Development Unit Breakdown |              |               |              |                  |             |                              |             |                         |             |                |               | Anticipated Student Yield from New Housing Development (2016 to 2030) <sup>1,2</sup> |              |               |
|----------------------|--------------------|--|----------------------------|--------------|---------------|--------------|------------------|-------------|------------------------------|-------------|-------------------------|-------------|----------------|---------------|--|--------------|---------------|
|                      |                    |  | Apartment/Condo Units      |              |               |              | Town-House Units |             | Semi-Detached Dwelling Units |             | Detached Dwelling Units |             | Total Units    |               |  |              |               |
|                      |                    |  | Bachelor/1 Bedroom         |              | 2+ Bedroom    |              | Unit Count       | Ward %      | Unit Count                   | Ward %      | Unit Count              | Ward %      | Unit Count     | Ward %        | Unit Count   | Ward %       |               |
|                      |                    |  | Unit Count                 | Ward %       | Unit Count    | Ward %       |                  |             |                              |             |                         |             |                |               |  |              |               |
| 1                    | Joseph Martino     | 7  | 131                        | 17.9%        | 145           | 19.8%        | 451              | 61.7%       | 4                            | 0.5%        | 0                       | 0.0%        | <b>731</b>     | <b>100.0%</b> | 71   | 33           | <b>103</b>    |
| 2                    | Ann Andrachuk      | 58   | 14,922                     | 52.1%        | 11,556        | 40.3%        | 2,040            | 7.1%        | 72                           | 0.3%        | 70                      | 0.2%        | <b>28,660</b>  | <b>100.0%</b> | 797  | 846          | <b>1,644</b>  |
| 3                    | Sal Piccininni     | 12   | 1,359                      | 43.8%        | 1,100         | 35.4%        | 413              | 13.3%       | 196                          | 6.3%        | 34                      | 1.1%        | <b>3,102</b>   | <b>100.0%</b> | 305  | 52           | <b>357</b>    |
| 4                    | Patrizia Bottoni   | 28   | 8,673                      | 61.7%        | 3,923         | 27.9%        | 1,410            | 10.0%       | 22                           | 0.2%        | 29                      | 0.2%        | <b>14,057</b>  | <b>100.0%</b> | 1,127  | 304          | <b>1,432</b>  |
| 5                    | Maria Rizzo        | 133  | 21,313                     | 58.7%        | 13,040        | 35.9%        | 1,921            | 5.3%        | 5                            | 0.0%        | 54                      | 0.1%        | <b>36,333</b>  | <b>100.0%</b> | 680  | 367          | <b>1,047</b>  |
| 6                    | Frank D'Amico      | 12   | 835                        | 55.2%        | 592           | 39.2%        | 41               | 2.7%        | 38                           | 2.5%        | 0                       | 0.0%        | <b>1,506</b>   | <b>100.0%</b> | 121  | 10           | <b>132</b>    |
| 7                    | Michael Del Grande | 30   | 8,561                      | 58.5%        | 4,919         | 33.6%        | 1,086            | 7.4%        | 22                           | 0.2%        | 42                      | 0.3%        | <b>14,630</b>  | <b>100.0%</b> | 488  | 452          | <b>940</b>    |
| 8                    | Garry Tanuan       | 29   | 3,095                      | 45.1%        | 1,419         | 20.7%        | 2,042            | 29.8%       | 43                           | 0.6%        | 254                     | 3.7%        | <b>6,853</b>   | <b>100.0%</b> | 328  | 280          | <b>608</b>    |
| 9                    | Jo-Ann Davis       | 248  | 72,571                     | 64.8%        | 35,958        | 32.1%        | 3,421            | 3.1%        | 0                            | 0.0%        | 1                       | 0.0%        | <b>111,951</b> | <b>100.0%</b> | 962  | 565          | <b>1,526</b>  |
| 10                   | Barbara Poplawski  | 42   | 5,760                      | 64.5%        | 2,826         | 31.6%        | 336              | 3.8%        | 0                            | 0.0%        | 0                       | 0.0%        | <b>8,922</b>   | <b>100.0%</b> | 470  | 46           | <b>517</b>    |
| 11                   | Angela Kennedy     | 81   | 12,349                     | 58.5%        | 7,723         | 36.6%        | 1,024            | 4.9%        | 0                            | 0.0%        | 2                       | 0.0%        | <b>21,098</b>  | <b>100.0%</b> | 601  | 350          | <b>951</b>    |
| 12                   | Nancy Crawford     | 47   | 8,588                      | 54.5%        | 5,423         | 34.4%        | 1,518            | 9.6%        | 148                          | 0.9%        | 82                      | 0.5%        | <b>15,759</b>  | <b>100.0%</b> | 568  | 575          | <b>1,143</b>  |
| <b>Toronto Total</b> |                    | <b>727</b>                                       | <b>158,157</b>             | <b>60.0%</b> | <b>88,624</b> | <b>33.6%</b> | <b>15,703</b>    | <b>6.0%</b> | <b>550</b>                   | <b>0.2%</b> | <b>568</b>              | <b>0.2%</b> | <b>263,602</b> | <b>100.0%</b> | <b>6,518</b>   | <b>3,882</b> | <b>10,399</b> |

1. Anticipated student yield from new development is based upon all development applications currently on file with the TCDSB and represents student yield for a period of 15 years spanning from 2016 to 2030

2. Anticipated student yields are subject to change as the status of existing applications are updated and as new development applications are received by TCDSB.

# TCDSB Trustee Wards, Schools and Development 2016 - City of Toronto



TCDSB Planning Services  
March 2016

### TCDSB Schools

- E** TCDSB Elementary Schools
- S** TCDSB Secondary
- - -** Trustee Ward Boundaries

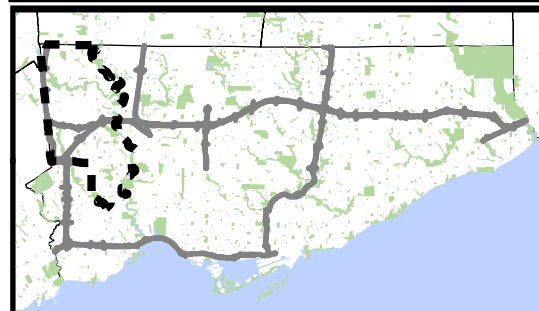
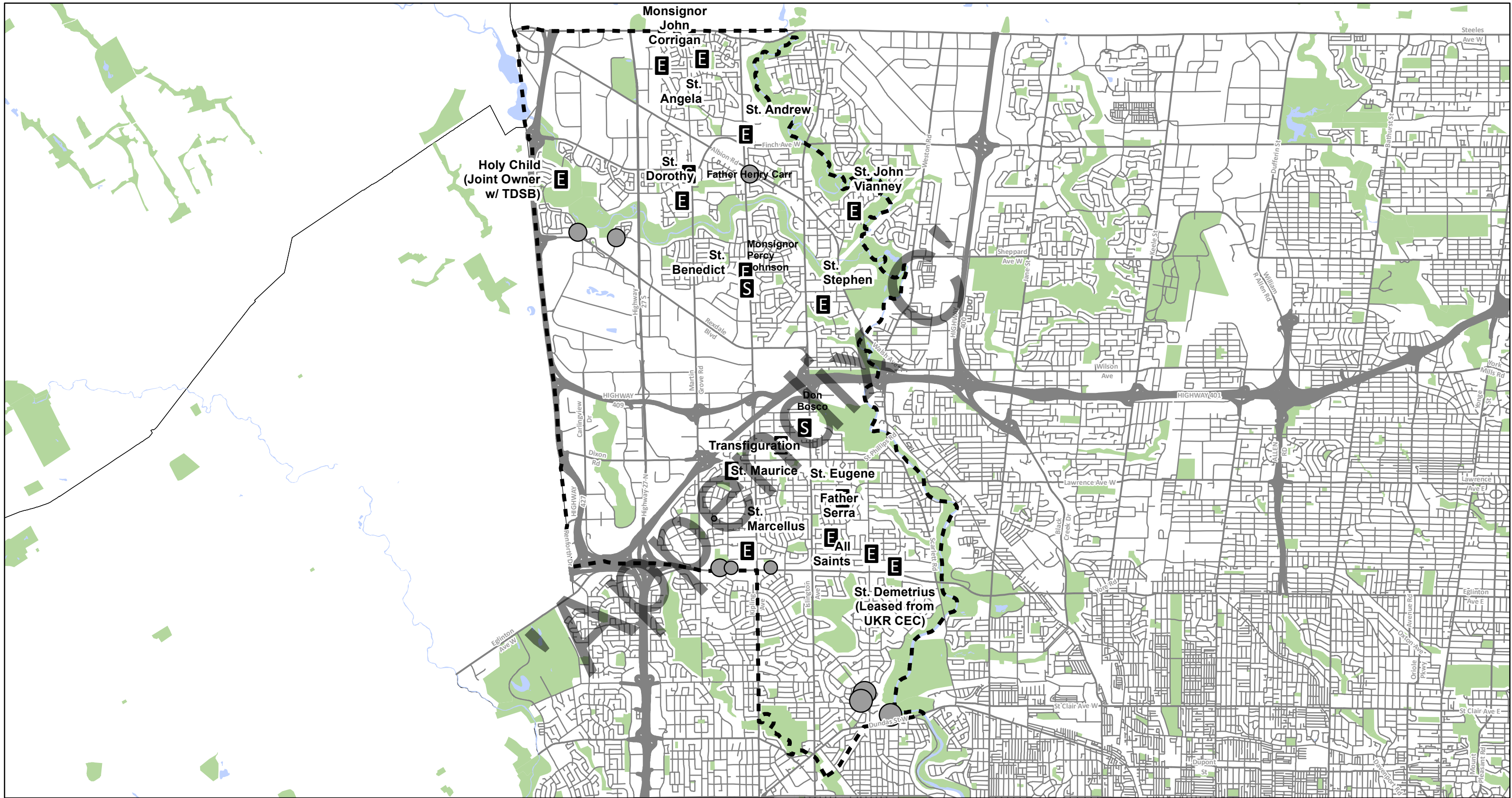
### Current and Future development to be built between 2016 - 2030 (# of Units)

- 0 - 50
- 50 - 100
- 100 - 200
- 200-500
- 500 - 3000

- Streets
- +— Railway
- Water & Rivers
- Parks



# TCDSB Schools and Development 2016 - Trustee Ward 1

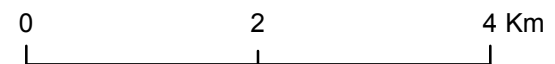


**Federal & Provincial Ridings located within Trustee Ward 1**

Etobicoke North  
Etobicoke Centre



TCDSB Planning Services  
March 2016



**TCDSB Schools**

- E** TCDSB Elementary Schools
- S** TCDSB Secondary
- Trustee Ward Boundary

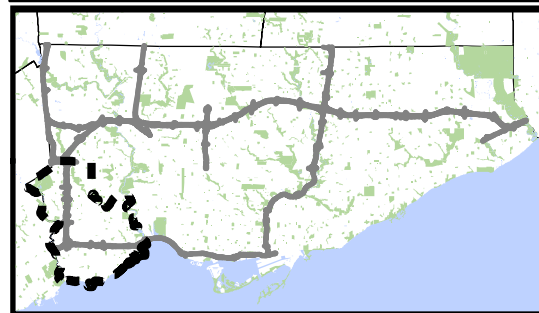
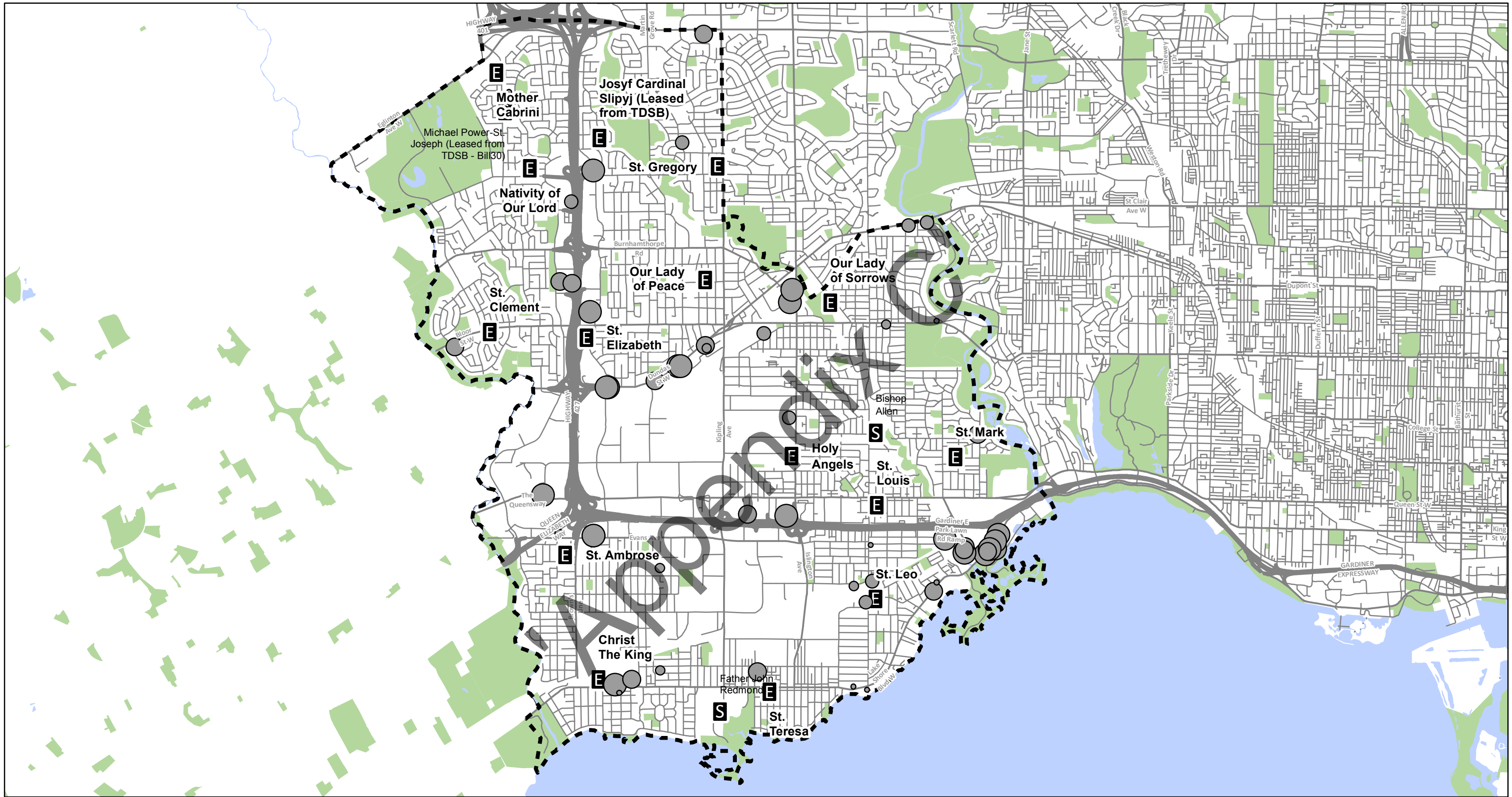
**Current and Future development to be built between 2016 - 2030 (# of Units)**

- 0 - 50
- 50 - 100
- 100 - 200
- 200-500
- 500 - 3000

- Streets
- Railway
- Water & Rivers
- Parks



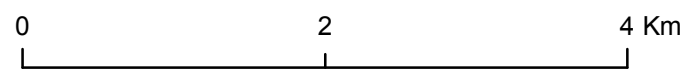
# TCDSB Schools and Development 2016 - Trustee Ward 2



**Federal & Provincial Ridings located within Trustee Ward 2**  
 Etobicoke Centre  
 Etobicoke—Lakeshore



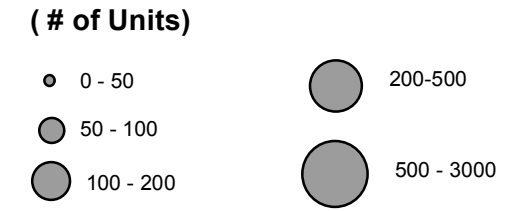
TCDSB Planning Services  
 March 2016



### TCDSB Schools

- E** TCDSB Elementary Schools
- S** TCDSB Secondary
- Trustee Ward Boundary

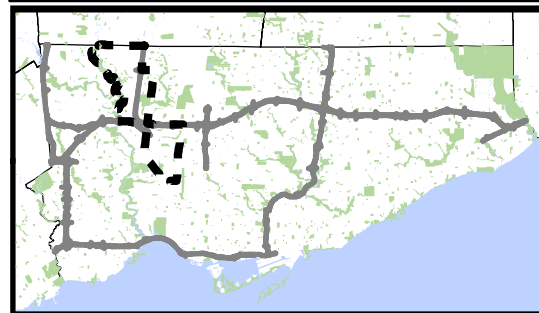
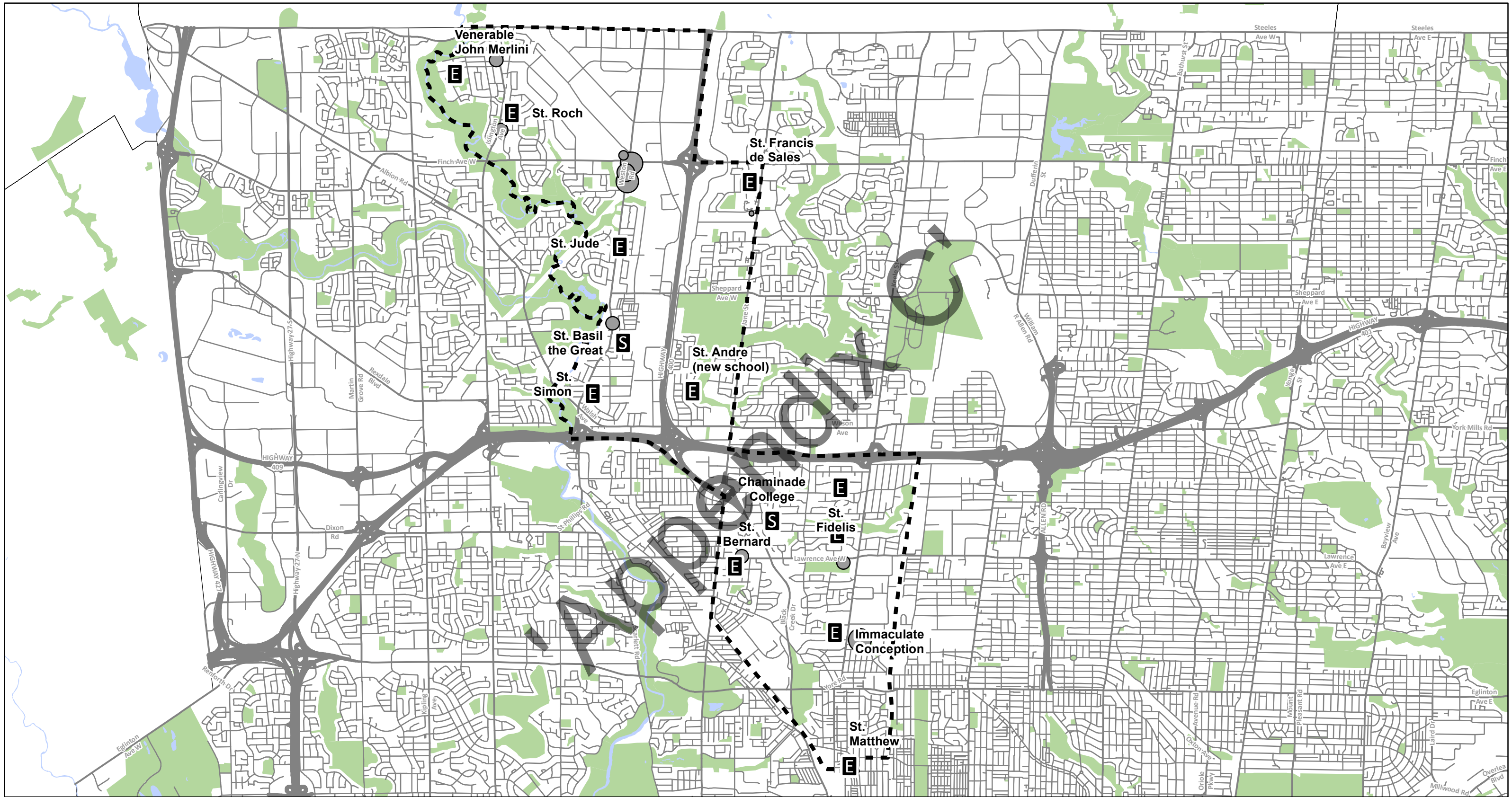
### Current and Future development to be built between 2016 - 2030 (# of Units)



- Streets
- Railway
- Water & Rivers
- Parks



# TCDSB Schools and Development 2016 - Trustee Ward 3

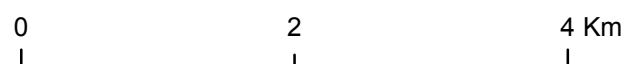


**Federal & Provincial Ridings located within Trustee Ward 3**

York West  
York South-Weston



TCDSB Planning Services  
March 2016



**TCDSB Schools**

- E** TCDSB Elementary Schools
- S** TCDSB Secondary
- Trustee Ward Boundary

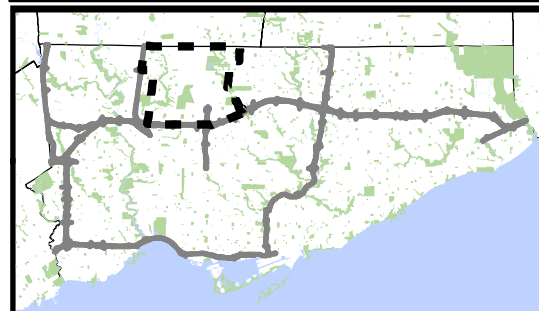
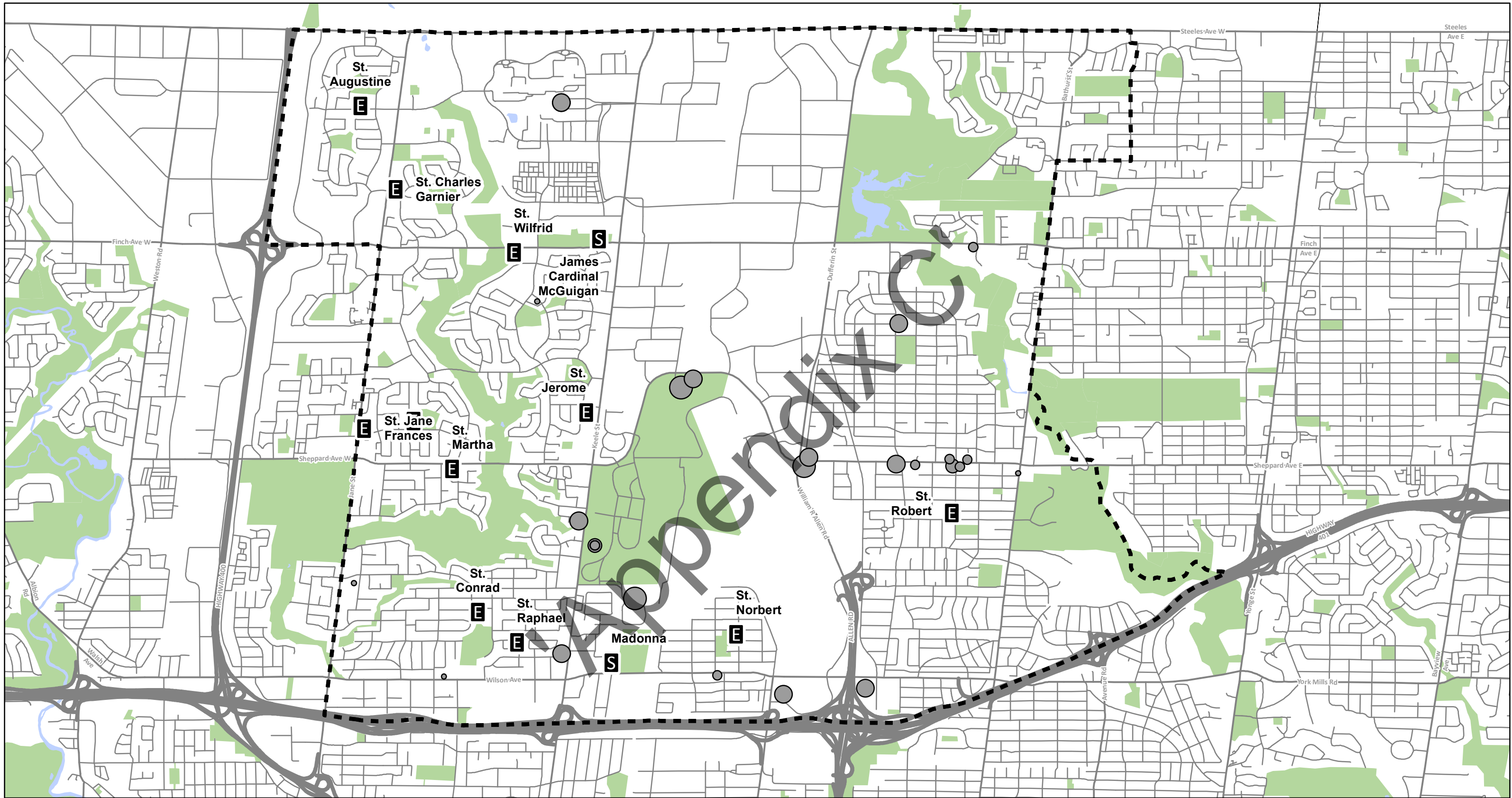
**Current and Future development to be built between 2016 - 2030 (# of Units)**

- 0 - 50
- 50 - 100
- 100 - 200
- 200-500
- 500 - 3000

- Streets
- Railway
- Water & Rivers
- Parks



# TCDSB Schools and Development 2016 - Trustee Ward 4

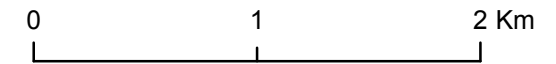


**Federal & Provincial Ridings located within Trustee Ward 4**

York West  
York Centre



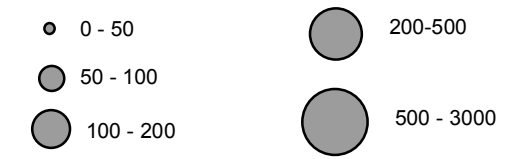
TCDSB Planning Services  
March 2016



### TCDSB Schools

- E** TCDSB Elementary Schools
- S** TCDSB Secondary
- Trustee Ward Boundary

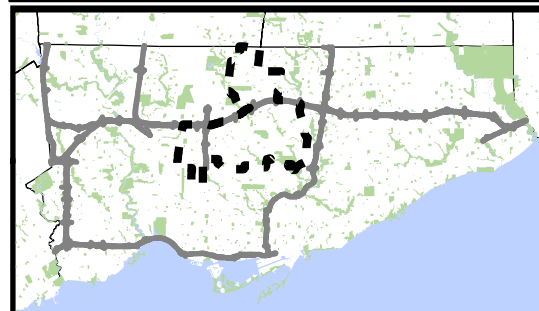
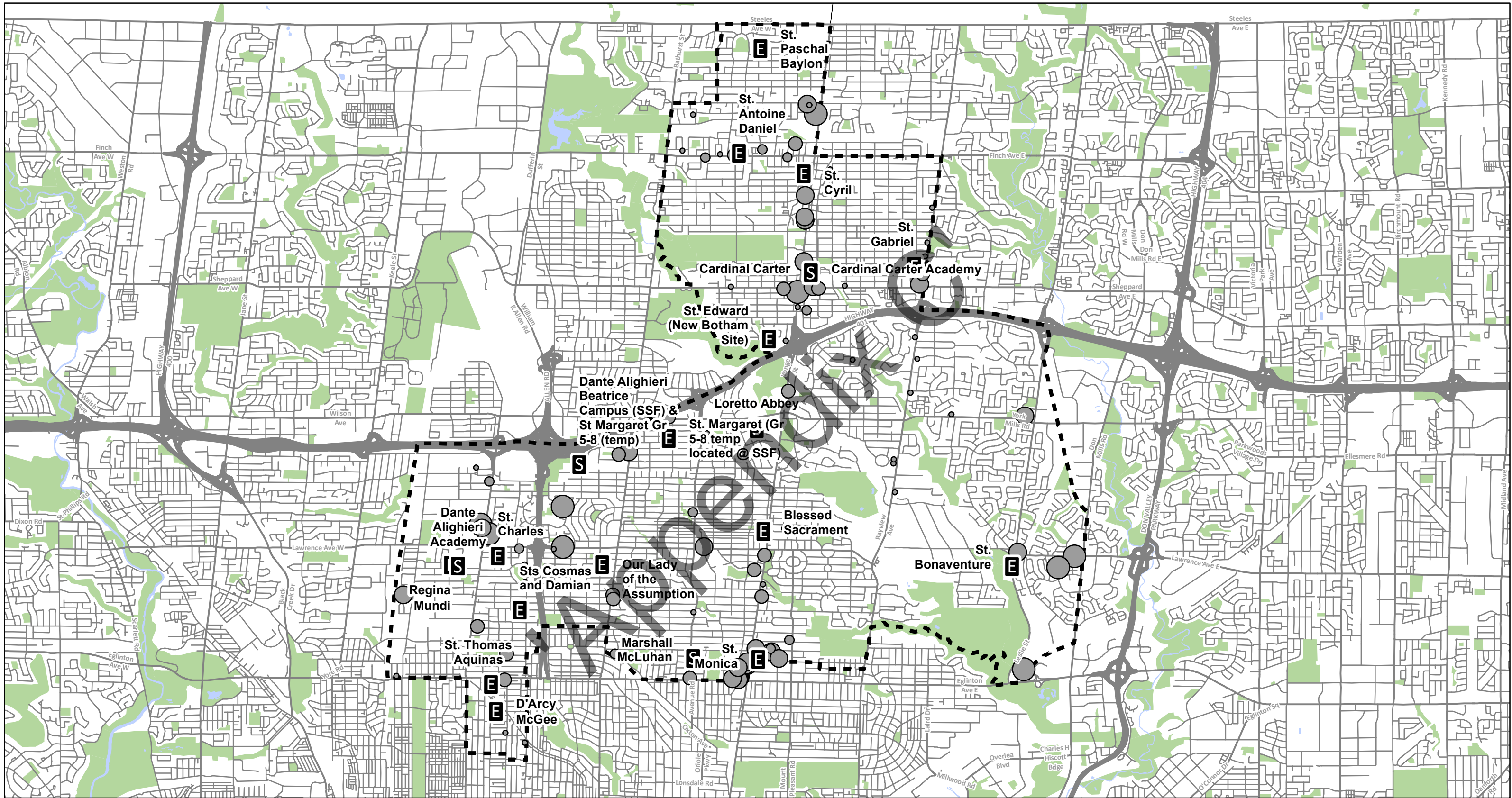
### Current and Future development to be built between 2016 - 2030 (# of Units)



- Streets
- Railway
- Water & Rivers
- Parks



# TCDSB Schools and Development 2016 - Trustee Ward 5

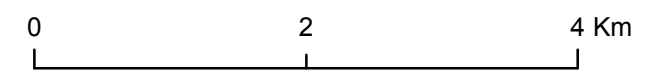


**Federal & Provincial Ridings located within Trustee Ward 5**

Eglinton-Lawrence  
Willowdale  
Don Valley West



TCDSB Planning Services  
March 2016



### TCDSB Schools

- E** TCDSB Elementary Schools
- S** TCDSB Secondary
- Trustee Ward Boundary

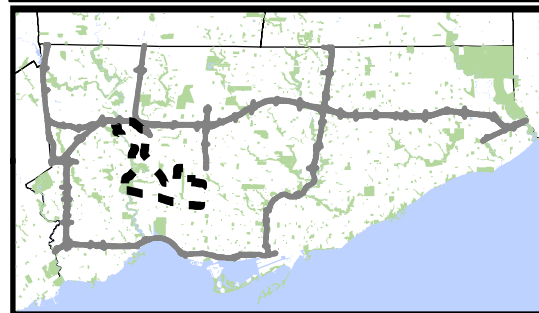
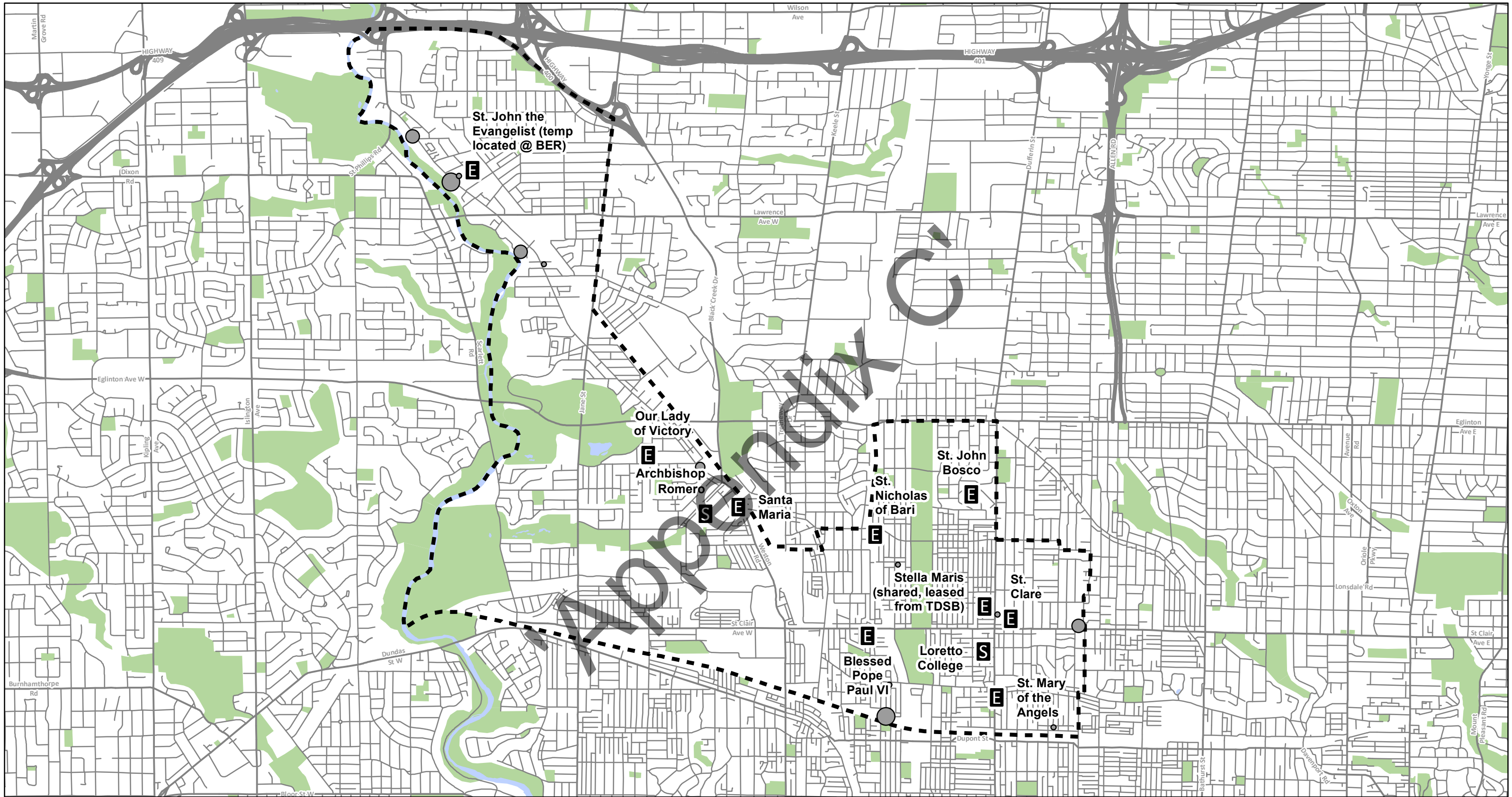
### Current and Future development to be built between 2016 - 2030 (# of Units)

- 0 - 50
- 50 - 100
- 100 - 200
- 200-500
- 500 - 3000

- Streets
- Railway
- Water & Rivers
- Parks



# TCDSB Schools and Development 2016 - Trustee Ward 6




**Federal & Provincial Ridings located within Trustee Ward 6**

York South-Weston  
Davenport



TCDSB Planning Services  
March 2016



**TCDSB Schools**

- E** TCDSB Elementary Schools
- S** TCDSB Secondary
- Trustee Ward Boundary

**Current and Future development to be built between 2016 - 2030 (# of Units)**

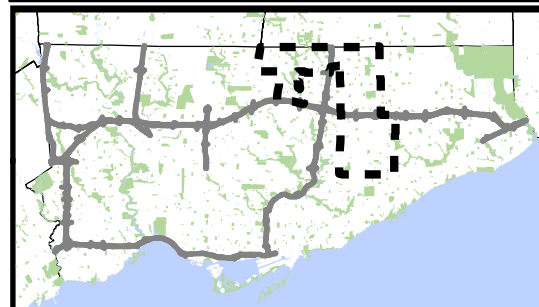
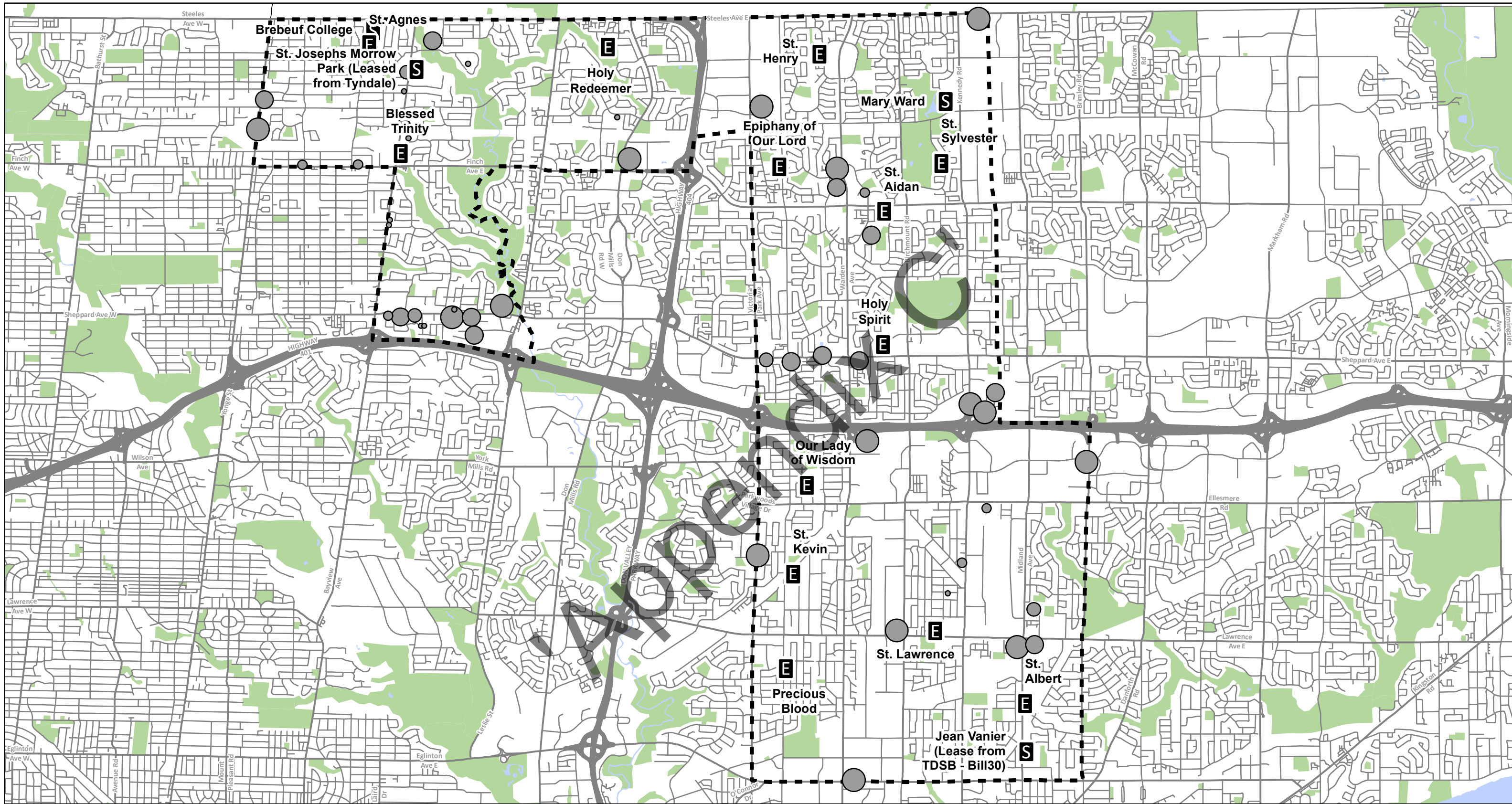
- 0 - 50
- 50 - 100
- 100 - 200
- 200-500
- 500 - 3000

- Streets
- Railway
- Water & Rivers
- Parks





# TCDSB Schools and Development 2016 - Trustee Ward 7

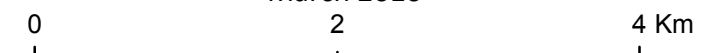


**Federal & Provincial Ridings located within Trustee Ward 7**

- Willowdale
- Don Valley East
- Scarborough Southwest
- Scarborough Centre
- Scarborough-Agincourt



TCDSB Planning Services  
March 2016



### TCDSB Schools

- E** TCDSB Elementary Schools
- S** TCDSB Secondary
- Trustee Ward Boundary

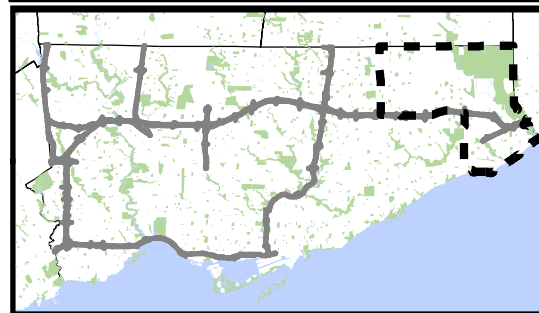
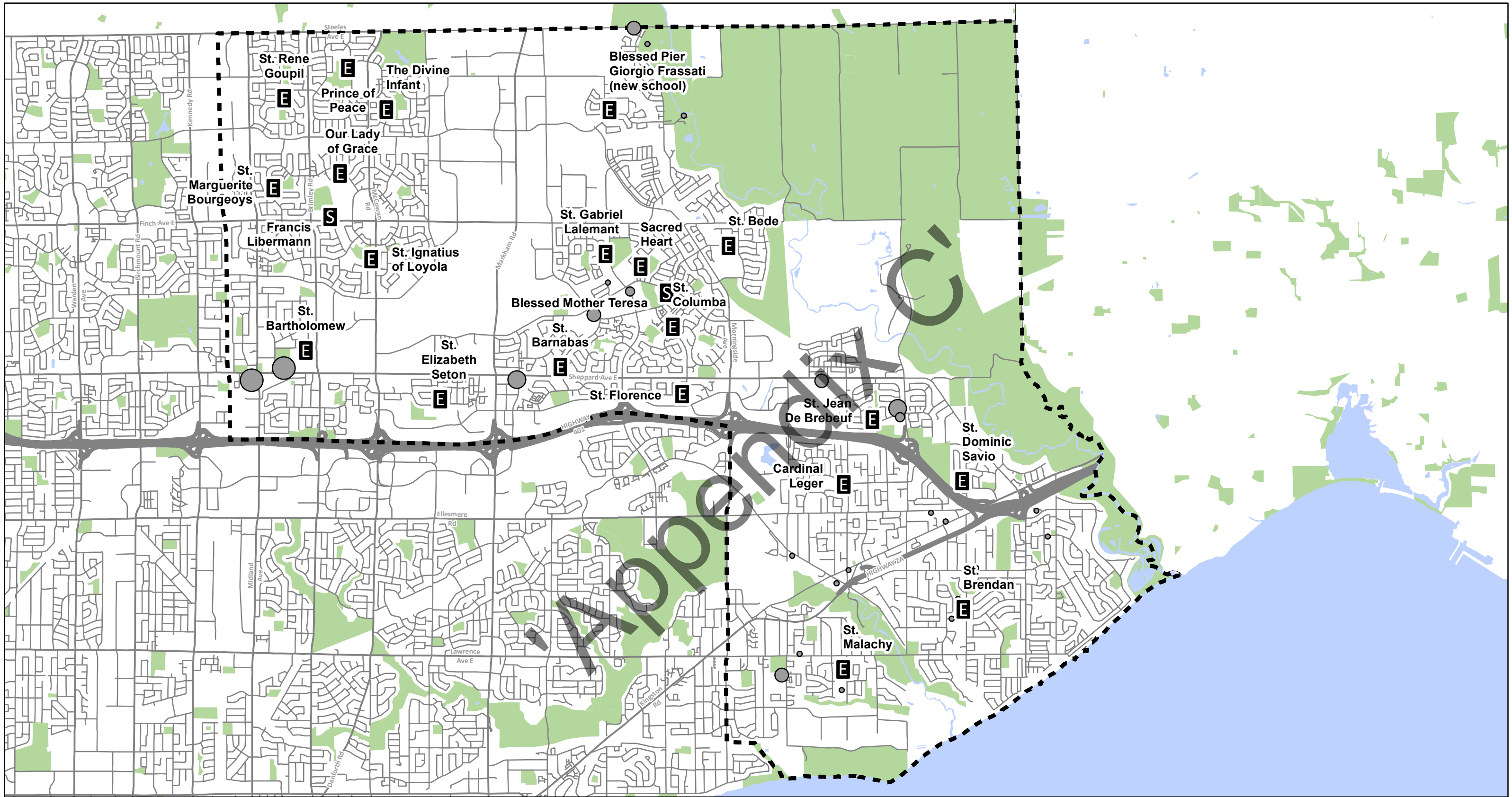
### Current and Future development to be built between 2016 - 2030 (# of Units)

- 0 - 50
- 50 - 100
- 100 - 200
- 200-500
- 500 - 3000

- Streets
- Railway
- Water & Rivers
- Parks



# TCDSB Schools and Development 2016 - Trustee Ward 8

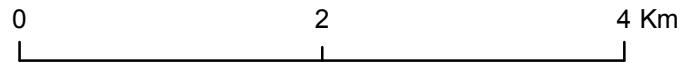


### Federal & Provincial Ridings located within Trustee Ward 8

Scarborough-Agincourt  
 Scarborough-Rouge River  
 Pickering-Scarborough East



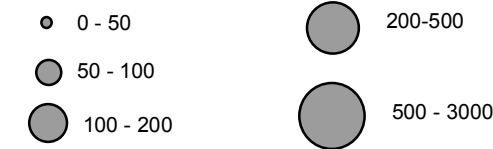
TCDSB Planning Services  
 March 2016



### TCDSB Schools

- E** TCDSB Elementary Schools
- S** TCDSB Secondary
- Trustee Ward Boundary

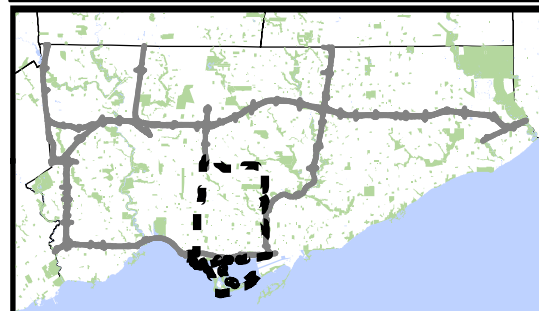
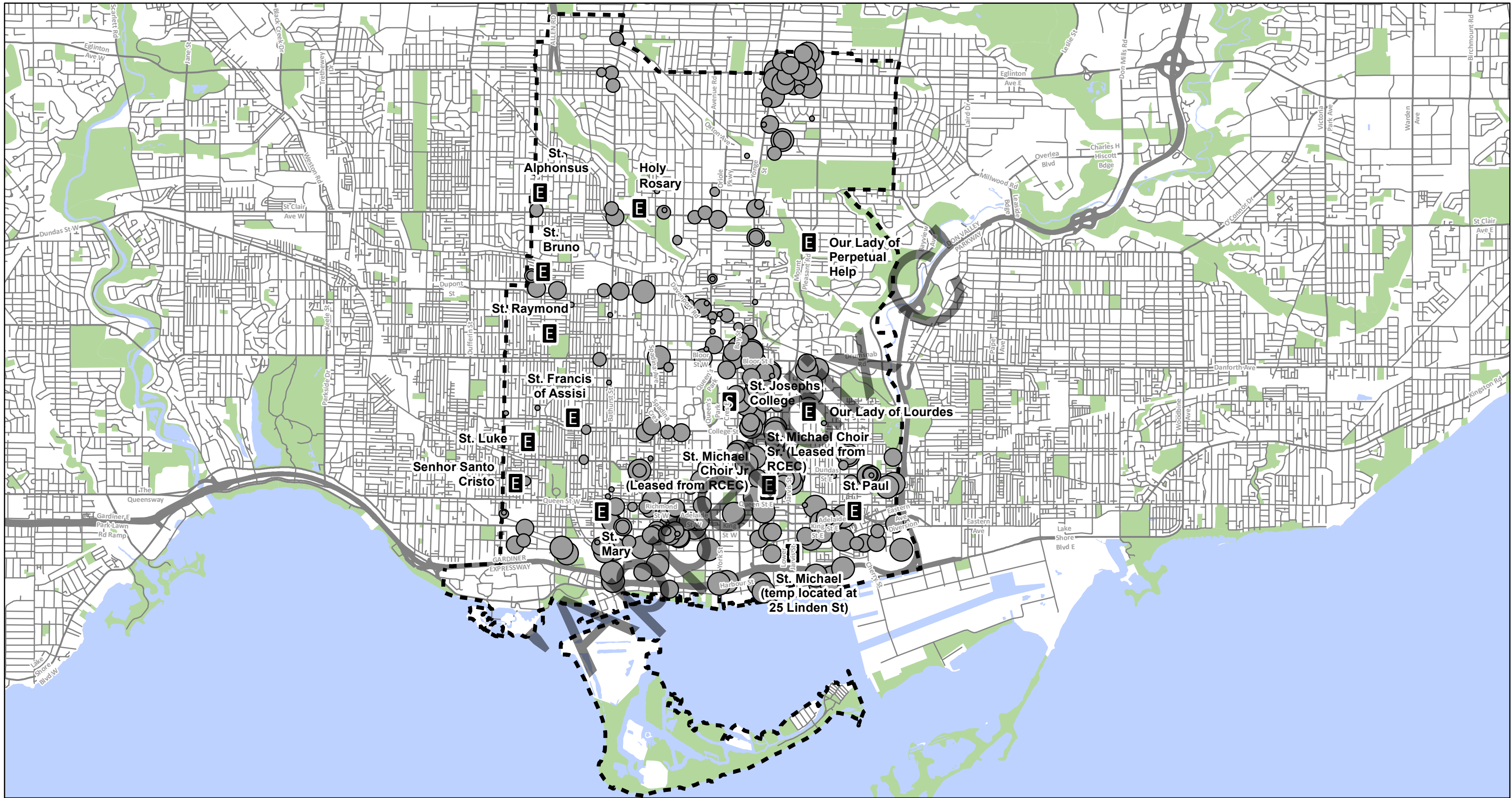
### Current and Future development to be built between 2016 - 2030 (# of Units)



- Streets
- Railway
- Water & Rivers
- Parks



# TCDSB Schools and Development 2016 - Trustee Ward 9

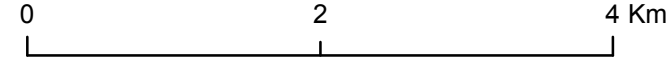


**Federal & Provincial Ridings located within Trustee Ward 9**

Trinity-Spadina  
St. Paul's  
Toronto Centre



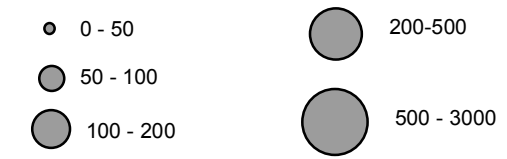
TCDSB Planning Services  
March 2016



### TCDSB Schools

- TCDSB Elementary Schools
- TCDSB Secondary
- Trustee Ward Boundary

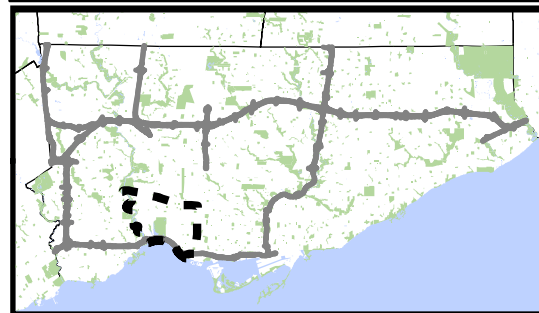
### Current and Future development to be built between 2016 - 2030 (# of Units)



- Streets
- Railway
- Water & Rivers
- Parks




# TCDSB Schools and Development 2016 - Trustee Ward 10




**Federal & Provincial Ridings located within Trustee Ward 10**

Parkdale-High Park  
Davenport



TCDSB Planning Services  
March 2016




**TCDSB Schools**

**E** TCDSB Elementary Schools  
**S** TCDSB Secondary  
--- Trustee Ward Boundary

**Current and Future development to be built between 2016 - 2030 (# of Units)**

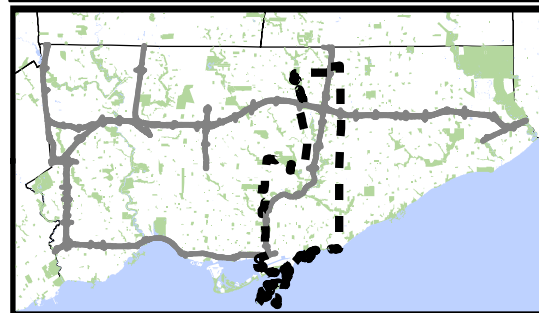
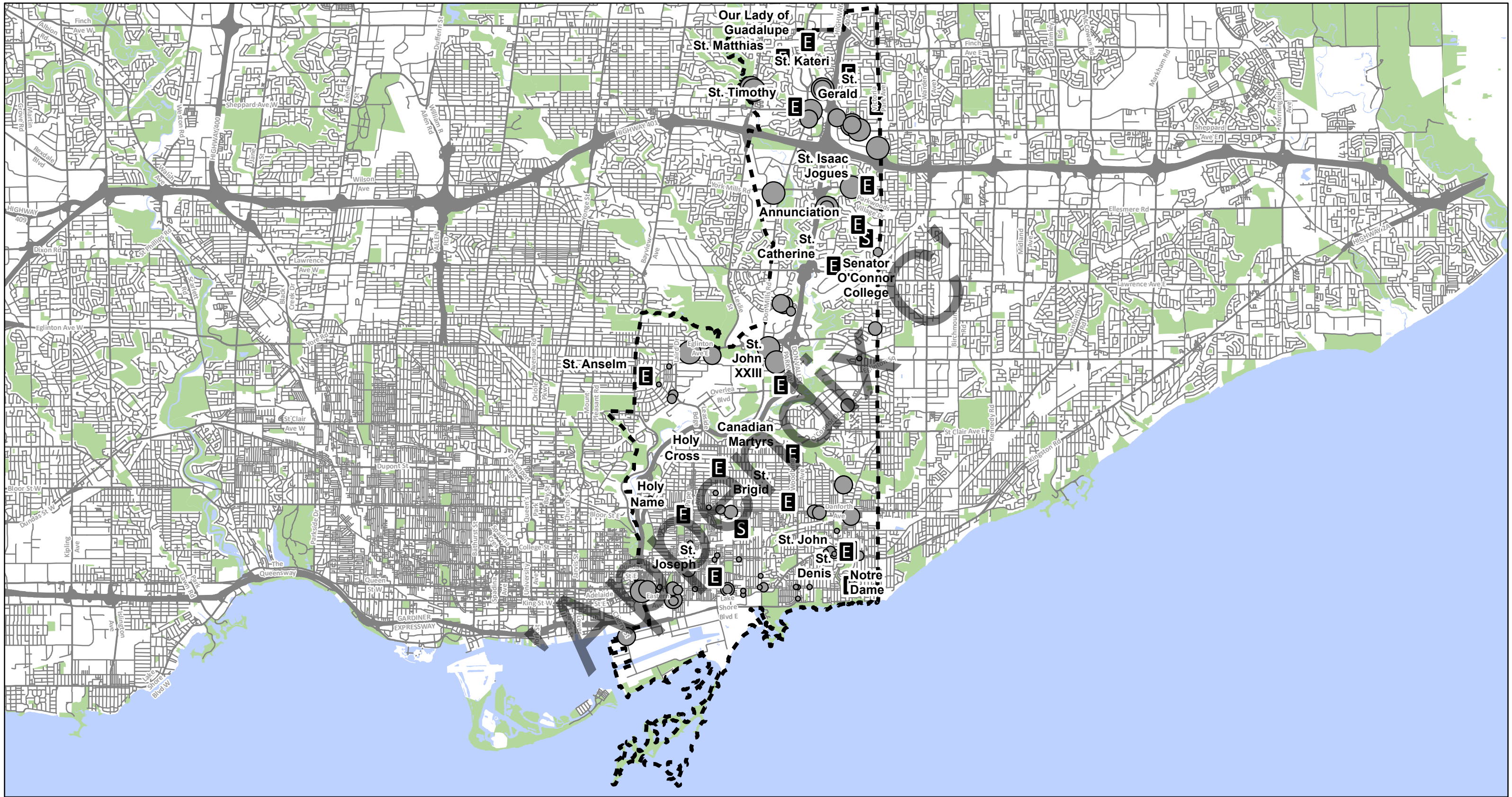
|             |              |
|-------------|--------------|
| ● 0 - 50    | ● 200-500    |
| ● 50 - 100  | ● 500 - 3000 |
| ● 100 - 200 |              |

— Streets  
— Railway  
— Water & Rivers  
■ Parks



Page 12 of 14

# TCDSB Schools and Development 2016 - Trustee Ward 11




### Federal & Provincial Ridings located within Trustee Ward 11

- Don Valley West
- Don Valley East
- Toronto-Danforth
- Beaches-East York



TCDSB Planning Services  
March 2016



### TCDSB Schools

- E** TCDSB Elementary Schools
- S** TCDSB Secondary
- Trustee Ward Boundary

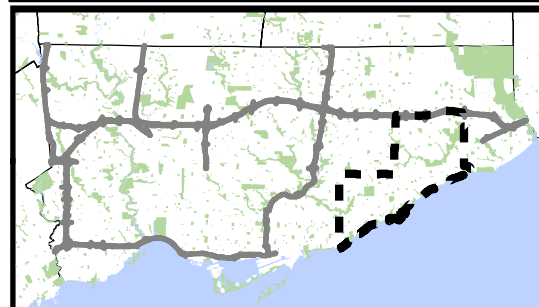
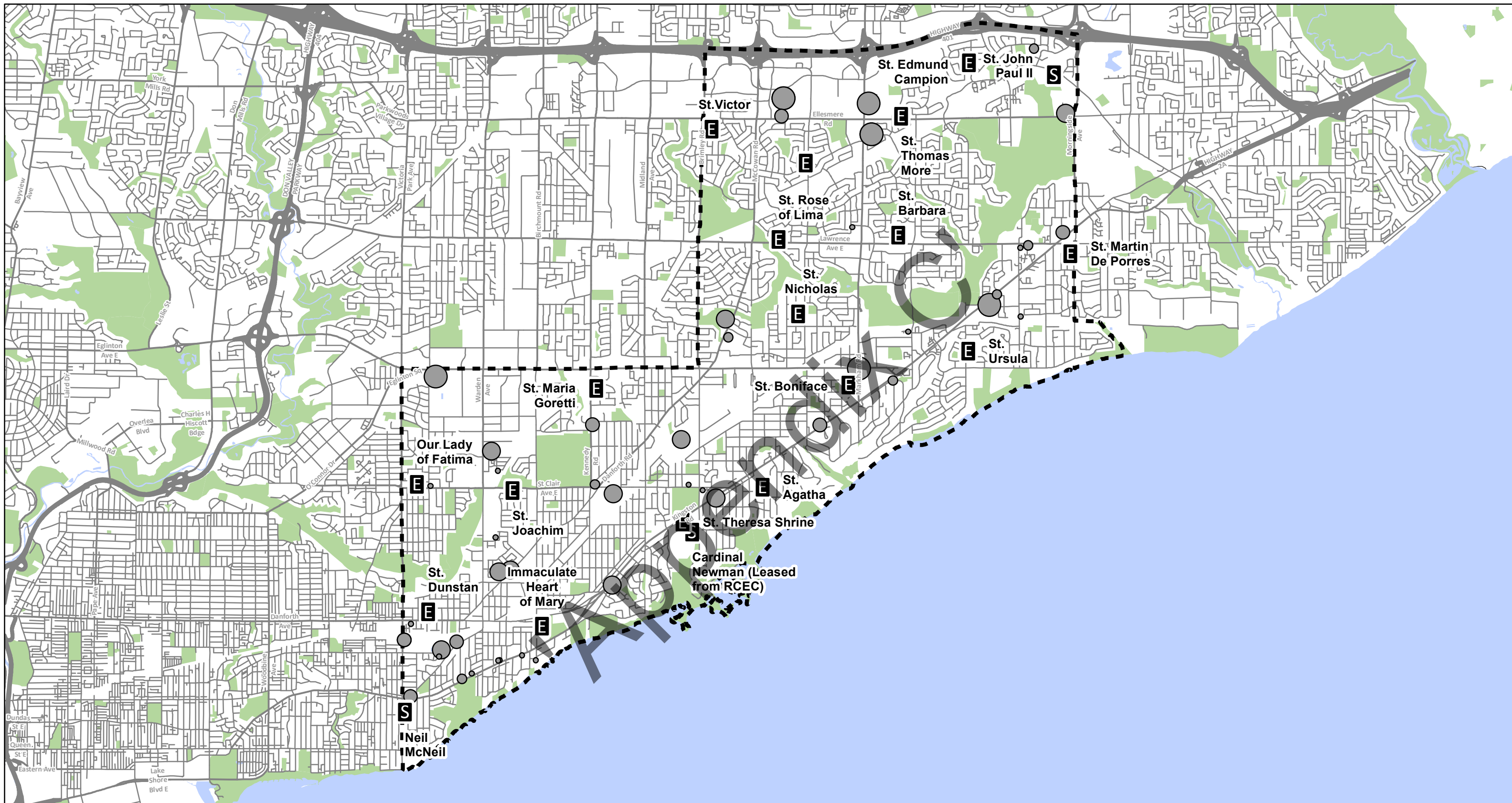
### Current and Future development to be built between 2016 - 2030 (# of Units)

- 0 - 50
- 50 - 100
- 100 - 200
- 200-500
- 500 - 3000

- Streets
- Railway
- Water & Rivers
- Parks




# TCDSB Schools and Development 2016 - Trustee Ward 12




**Federal & Provincial Ridings located within Trustee Ward 12**

Scarborough Centre  
 Scarborough Southwest  
 Scarborough-Guildwood



TCDSB Planning Services  
 March 2016





**TCDSB Schools**

**E** TCDSB Elementary Schools  
**S** TCDSB Secondary  
 --- Trustee Ward Boundary

**Current and Future development to be built between 2016 - 2030 (# of Units)**

|             |              |
|-------------|--------------|
| ● 0 - 50    | ● 200-500    |
| ● 50 - 100  | ● 500 - 3000 |
| ● 100 - 200 |              |

— Streets  
 — Railway  
 Water & Rivers  
 Parks