



REPORT TO

STUDENT ACHIEVEMENT AND WELL BEING, CATHOLIC EDUCATION AND HUMAN RESOURCES COMMITTEE

EDUCATION QUALITY AND ACCOUNTABILITY (EQAO) PRIMARY DIVISION, JUNIOR DIVISION, GRADE 9 AND OSSLT ASSESSMENT RESULTS

“An intelligent heart acquires knowledge, and the ear of the wise seeks knowledge.” Proverbs 18-15

Created, Draft	First Tabling	Review
September 25, 2017	October 5, 2017	Click here to enter a date.

M. Vanayan, Senior Coordinator, Educational Research
 L. DiMarco, Superintendent of Curriculum, Leadership and Innovation
 G. Iuliano Marrello, Superintendent of Student Success

INFORMATION REPORT

Vision:

At Toronto Catholic we transform the world through witness, faith, innovation and action.

Mission:

The Toronto Catholic District School Board is an inclusive learning community uniting home, parish and school and rooted in the love of Christ.

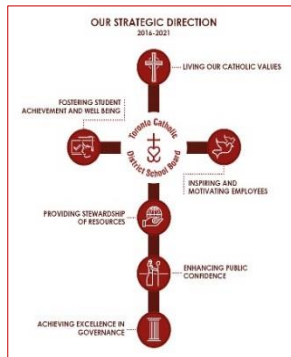
We educate students to grow in grace and knowledge to lead lives of faith, hope and charity.

Rory McGuckin
 Director of Education

D. Koenig
 Associate Director of Academic Affairs

A. Sangiorgio
 Associate Director of Planning and Facilities

T.B.D.
 Executive Superintendent of Business Services and Chief Financial Officer



A. EXECUTIVE SUMMARY

This report summarizes the results of Toronto Catholic District School Board (TCDSB) student achievement on the 2016-2017 EQAO Assessments of Reading, Writing and Mathematics, Primary Division and Junior Division, the Grade 9 Assessment of Mathematics and the Ontario Secondary School Literacy Test (OSSLT). Literacy results are high, with improvements evident over the past five years, in both Grade 3 and Grade 6. In Primary and Junior, mathematics results remain low both in the Board and Province. At the secondary level, Grade 9 applied mathematics scores have shown improvement but continue to be low. In both Grade 9 academic mathematics and OSSLT, the Board mirrors the Province and maintains strong results. The EQAO results continue to point to mathematics and the applied level as an area of focus.

Cumulative staff time spent on this report was 20 hours.

B. PURPOSE

1. This report presents Provincial and TCDSB results on the Education Quality and Accountability Office (EQAO) Primary Division, Junior Division, Grade 9 Assessments and the OSSLT. School and Board results from all assessments are released on September 20, 2017.

C. BACKGROUND

1. The Assessments of Reading, Writing and Mathematics, Primary Division (Grades 1–3) and Junior Division (Grades 4–6) are administered to all Ontario students at the end of the primary division (Grade 3) and at the end of the junior division (Grade 6). The Grade 9 Assessment of Mathematics is administered to all Ontario students who are working toward their Grade 9 academic or applied mathematics credit. Students in the first-semester mathematics courses take the test in January; students in the second-semester or full-year mathematics courses take the test in June. The OSSLT is administered to all Grade 10 Ontario students working towards an Ontario Secondary School Diploma (OSSD) at the end of March or early April. Successful completion of the OSSLT is a requirement for the OSSD.
2. All assessments measure cumulative knowledge and skills and are based on the Ontario Curriculum. Achievement is reported according to the province's four

achievement levels for the Primary and Junior assessments, as well as, the Grade 9 assessments. The provincial standard is Level 3, which corresponds to a 70 to 79 per cent. On the OSSLT achievement is reported as “successful” or “unsuccessful”.

3. The EQAO assessments help to identify trends in student learning at the school, board and provincial levels, inform improvement planning, and strengthen accountability.

D. EVIDENCE/RESEARCH/ANALYSIS

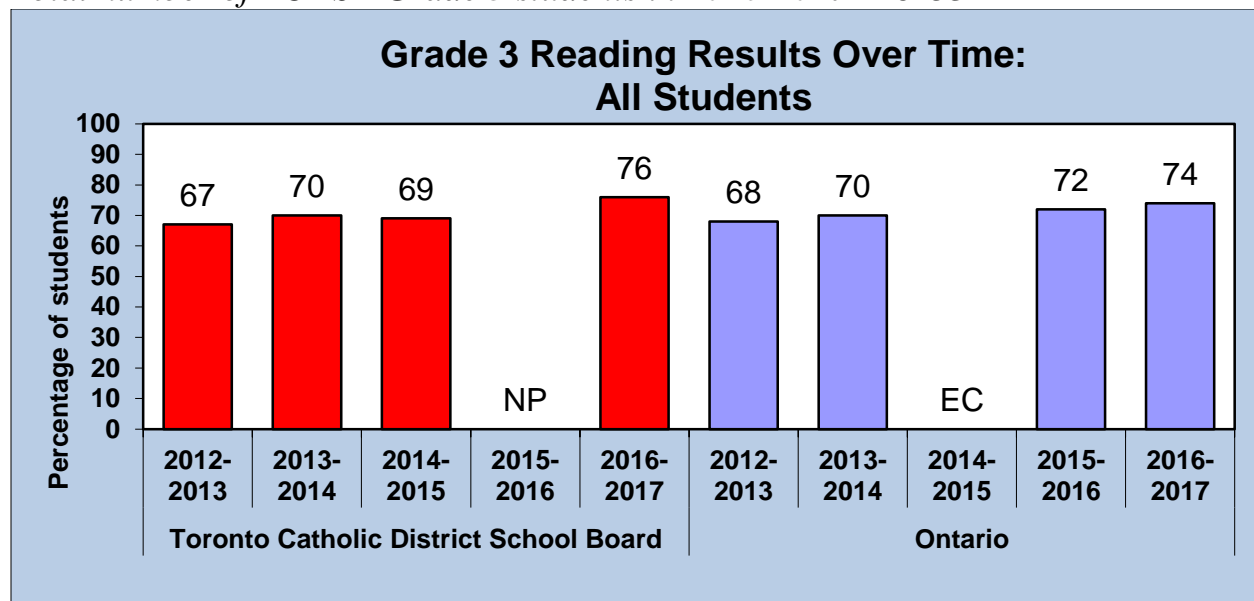
1. PRIMARY DIVISION STUDENT RESULTS OVER TIME for TCDSB and Ontario

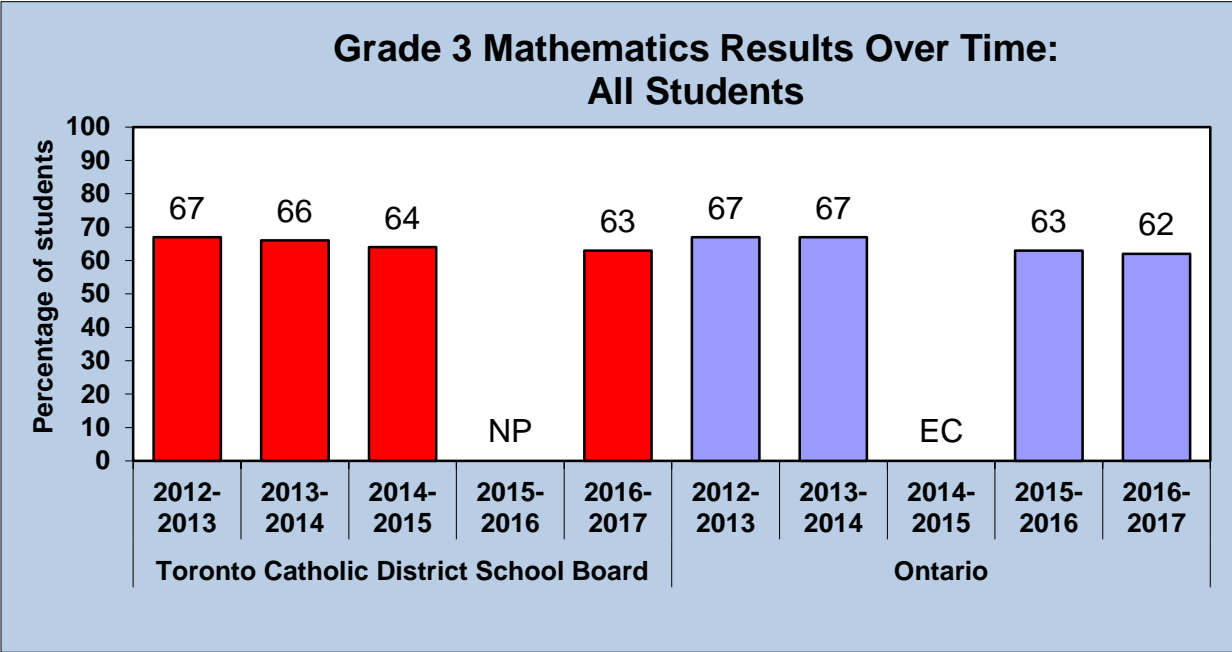
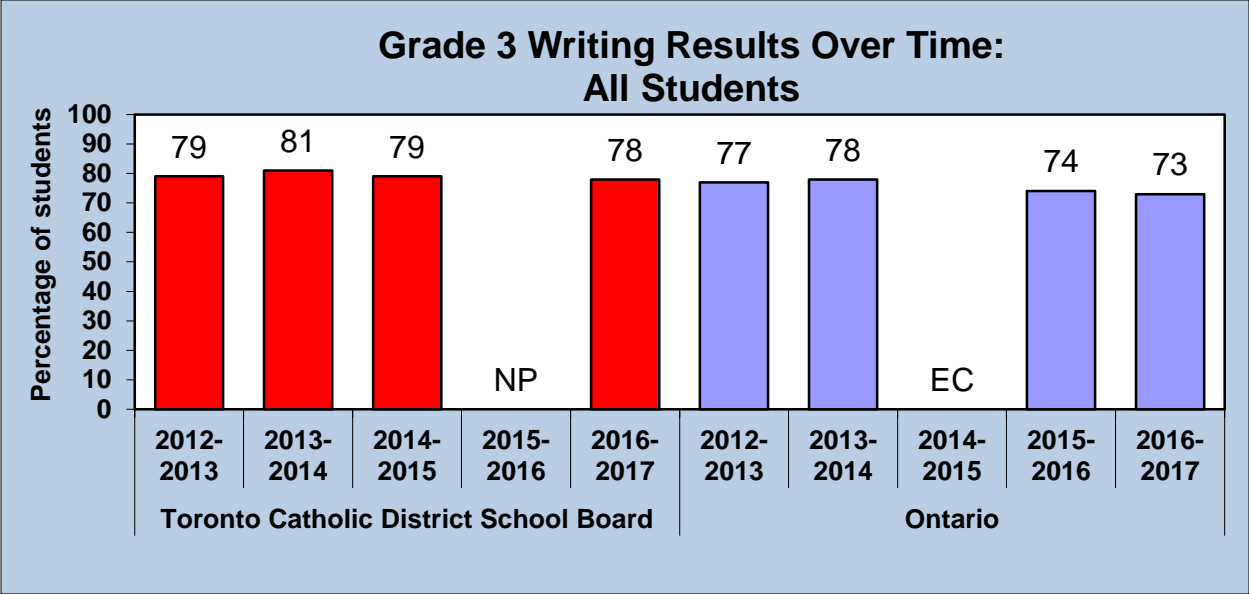
NOTE:

EC = Due to exceptional circumstances in 2015 (labour disruptions in a significant proportion of schools in Ontario), provincial data were not available.

NP = Elementary schools in the TCDSB did not participate in the 2016 assessments, due to ongoing labour issues.

Percentage at or above the provincial standard – Levels 3 and 4
Total number of TCDSB Grade 3 students in 2016-2017 = 6153





Over the past five years, the percentage of Grade 3 students who performed at or above the provincial standard:

- increased from 67% to 76% in reading in the TCDSB, increased from 68% to 74% in Ontario;
- remained relatively stable in writing in the TCDSB (this year at 78%) and, decreased from 77% to 73% in Ontario; and,
- decreased from 67% to 62% in math in both the TCDSB and Ontario.

There has been a steady improvement in the Board and Province primary reading results. TCDSB results for primary writing have been relatively stable over the past 5 years, while primary writing results for Ontario have decreased. Currently, the Board results for primary reading and writing are above Provincial results. Primary mathematics results decreased in both the TCDSB and Ontario, and Board mathematics results are consistent with the Province.

2. JUNIOR DIVISION STUDENT RESULTS OVER TIME for TCDSB and Ontario

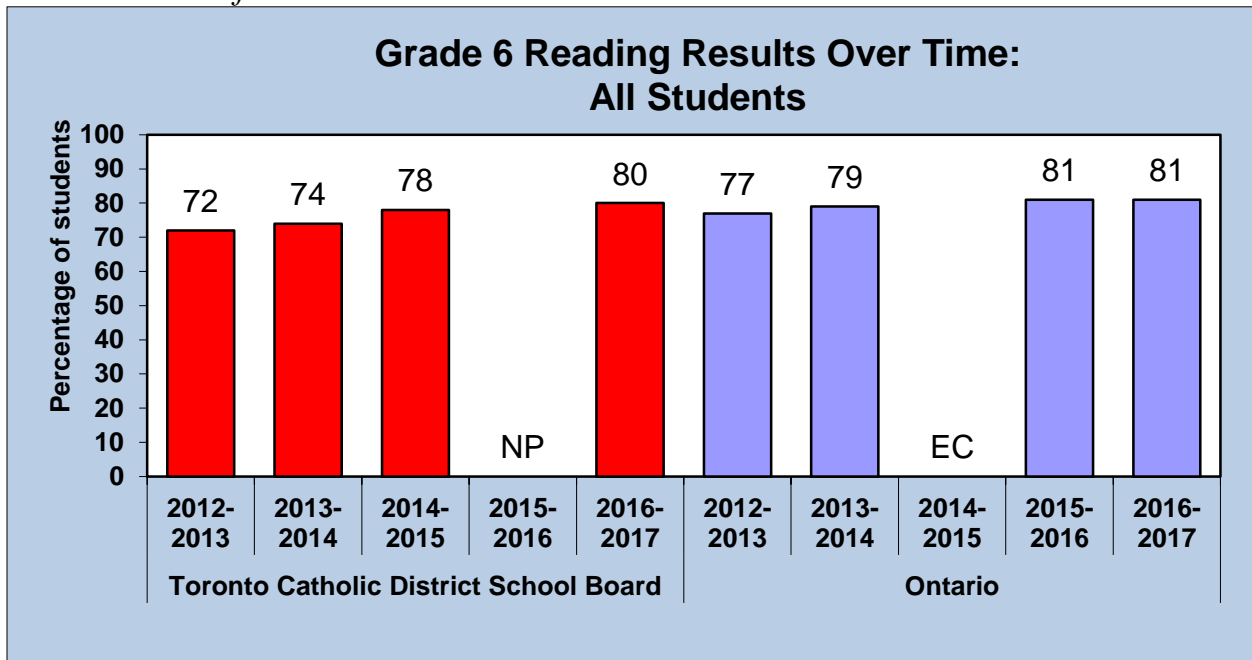
NOTE:

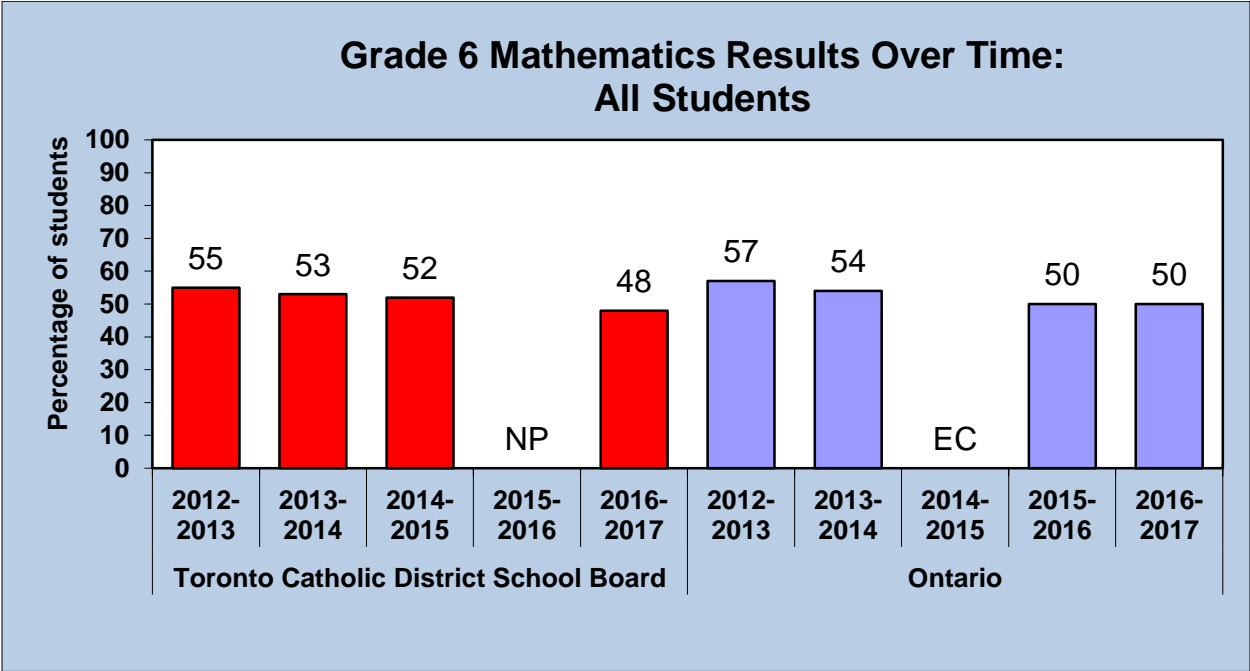
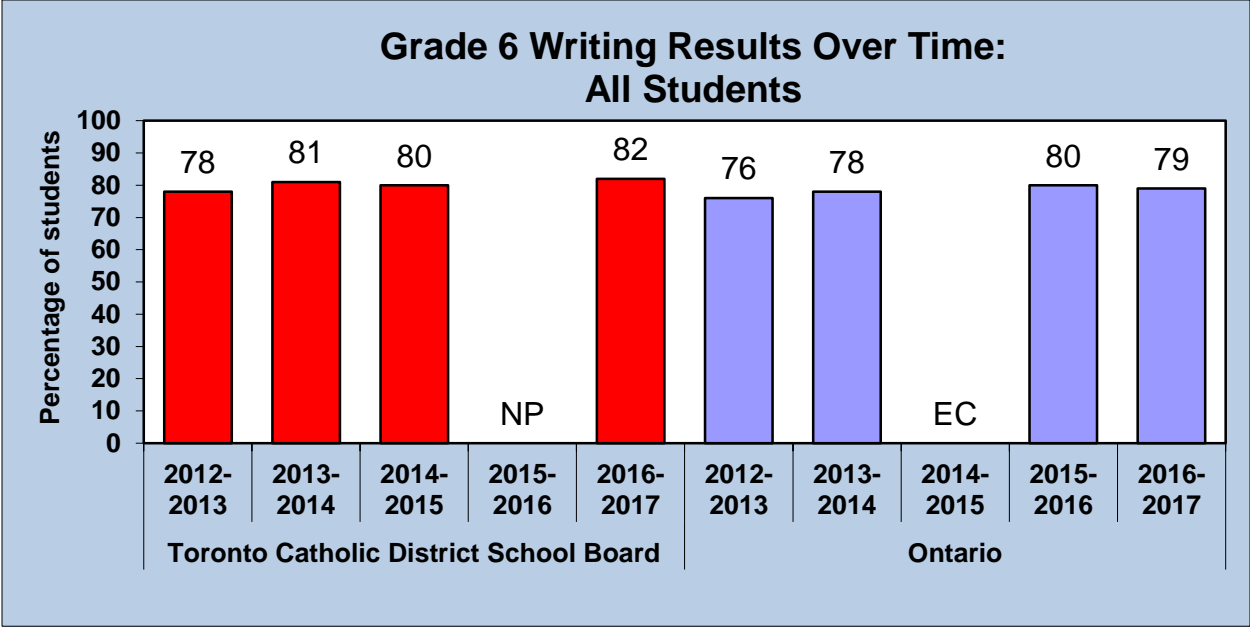
EC = Due to exceptional circumstances in 2015 (labour disruptions in a significant proportion of schools in Ontario), provincial data were not available.

NP = Elementary schools in the TCDSB did not participate in the 2016 assessments, due to ongoing labour issues.

Percentage at or above the provincial standard – Levels 3 and 4

Total number of TCDSB Grade 6 students in 2016-2017 = 6322





Over the past five years, the percentage of Grade 6 students who performed at or above the provincial standard

- increased from 72% to 80% in reading in the TCDSB; increased from 77% to 81% in Ontario
- increased from 78% to 82% in writing in the TCDSB; increased from 76% to 79% in Ontario, and,
- decreased from 55% to 48% in math in the TCDSB; decreased from 57% to 50% in Ontario.

TCDSB and Ontario results in junior reading and writing are high and have improved over the past five years. In reading, results for TCDSB students are consistent with results for all students in Ontario. In writing, results for TCDSB students remain higher than Ontario results. Junior mathematics results have decreased in both the Board and the Province.

3. GRADE 9 MATHEMATICS RESULTS OVER TIME for TCDSB and Ontario

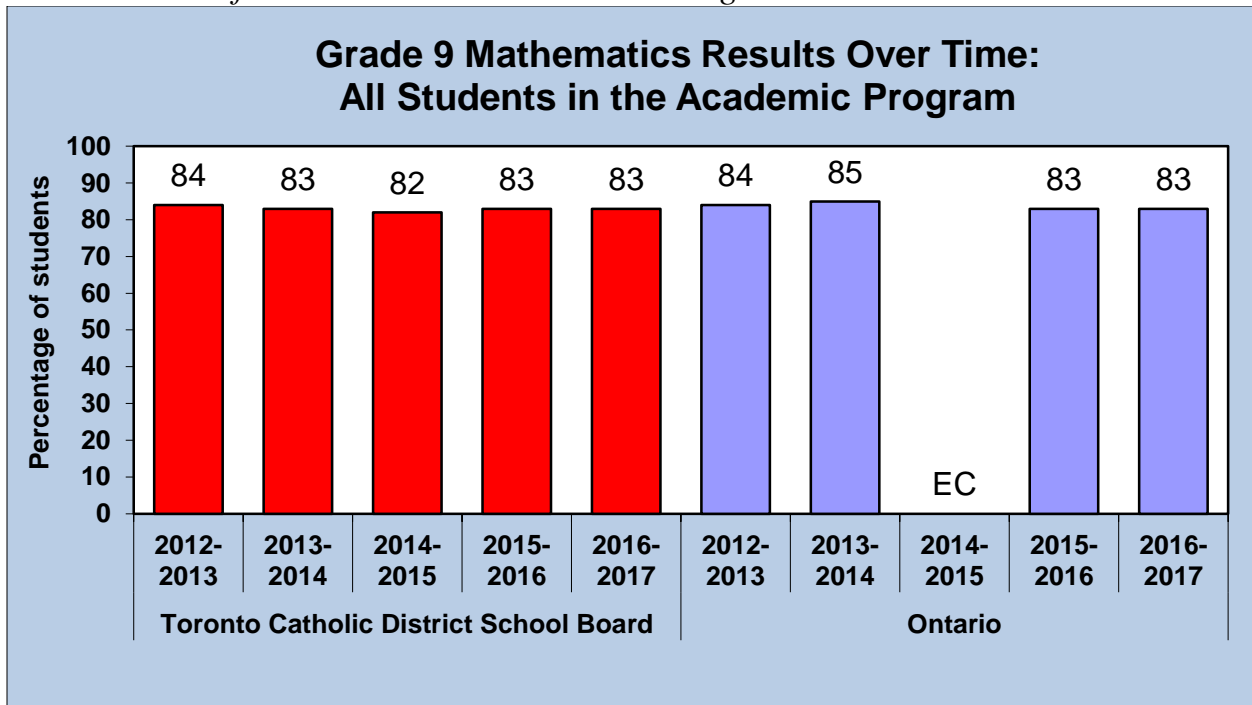
NOTE:

EC = Due to exceptional circumstances in 2015 (labour disruptions in a significant proportion of schools in Ontario), provincial data were not available.

ACADEMIC PROGRAM

Percentage at or above the provincial standard – Levels 3 and 4

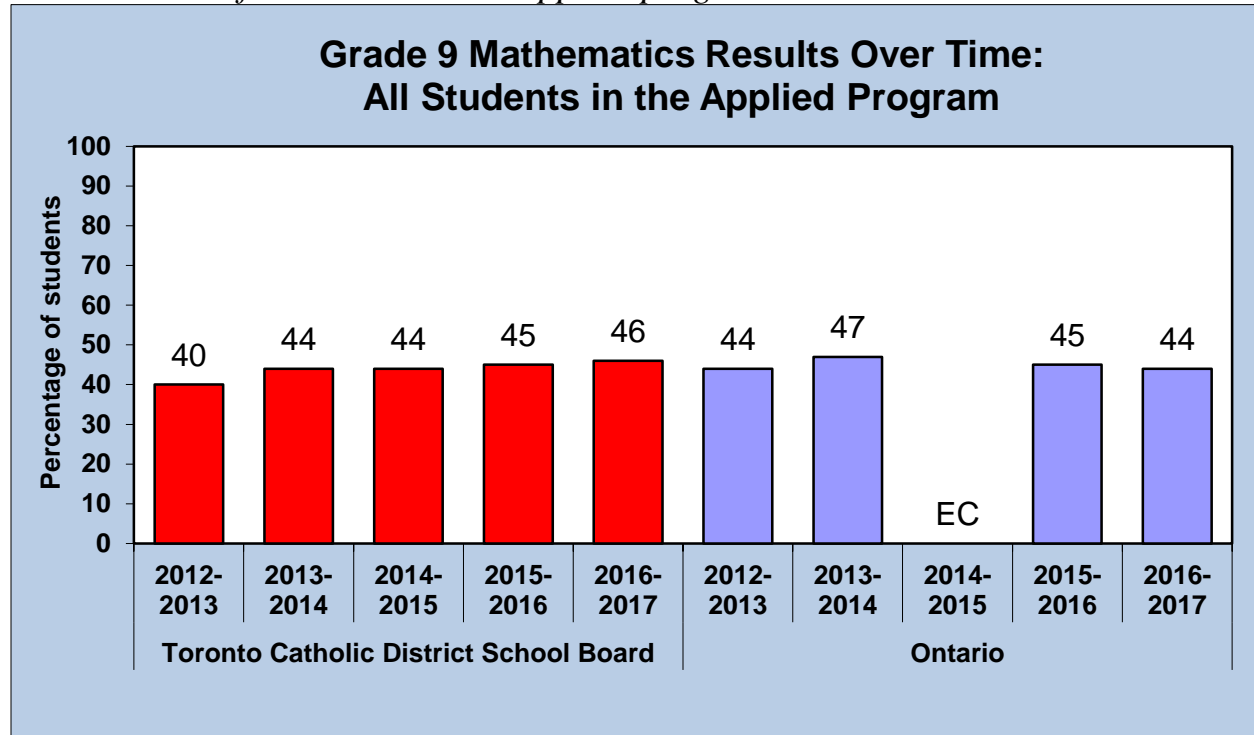
Total number of TCDSB Grade 9 Academic Program students in 2016-2017 = 4571



APPLIED PROGRAM

Percentage at or above the provincial standard – Levels 3 and 4

Total number of TCDSB Grade 9 Applied program students in 2016-2017 = 1886



Over the past five years, in Grade 9 math, the percentage of students at or above the provincial standard:

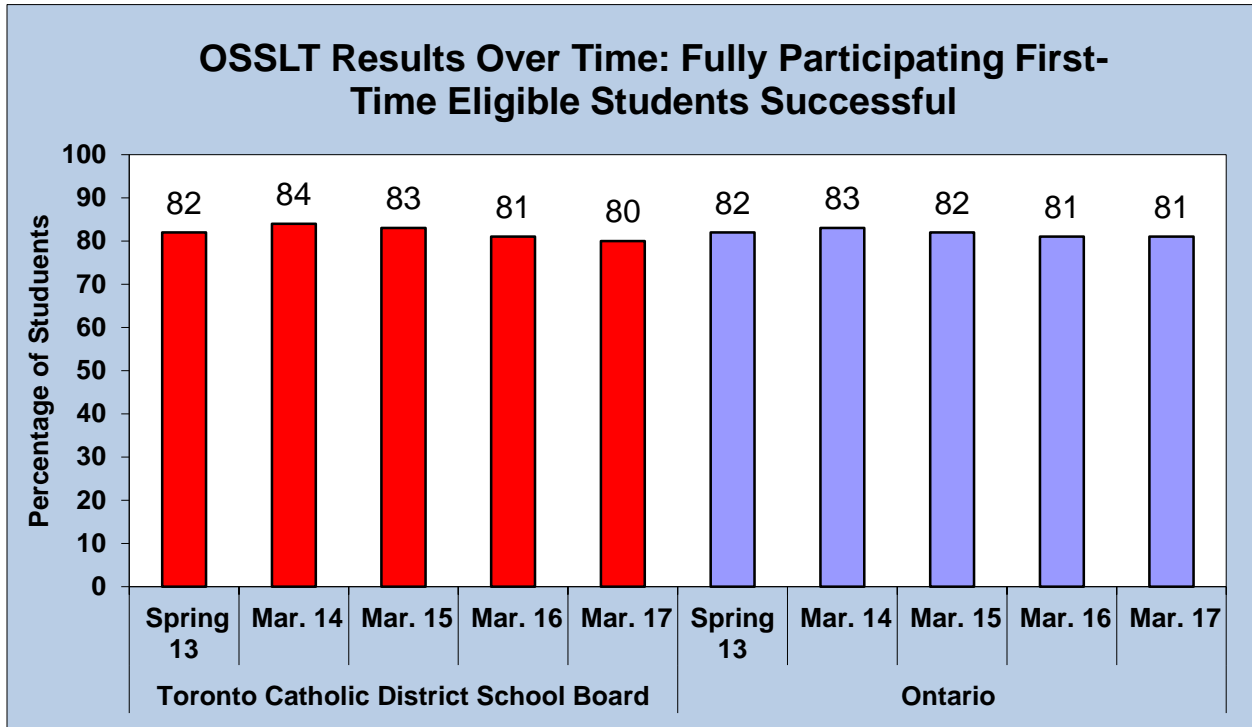
- remained relatively stable for TCDSB and Ontario students in academic courses, this year both at 83%, and
- increased from 40% to 46% for TCDSB students in applied courses, and has been variable in Ontario, this year at 44%.

In Grade 9 applied mathematics, there have been steady improvement for results in the Board over the past 5 years, while results for the Province have decreased over the past 4 years. TCDSB applied mathematics results are above the applied mathematics results in Ontario. In Grade 9 academic mathematics, results have been relatively stable and high in both the Board and Province; Board results are at par with the Province.

4. THE ONTARIO SECONDARY SCHOOL LITERACY TEST RESULTS OVER TIME for TCDSB and Ontario

Percentage of First-time Eligible students successful

Total number of First time eligible TCDSB students writing the test in 2016-2017 = 6177



OSSLT results in the Board and Province are high and have slightly decreased over the past 4 years. 80% of TCDSB students were successful on the March 2017 OSSLT and are consistent with Provincial results at 81%.

E. METRICS AND ACCOUNTABILITY

1. Overview of Results

Literacy results are high, with improvements evident over the past five years, in both Grade 3 and Grade 6. In Primary and Junior, mathematic results remain low both in the Board and Province. At the secondary level, Grade 9 applied mathematics scores have shown improvement but continue to be low. In both Grade 9 academic mathematics and OSSLT, the Board mirrors the Province and maintains strong results. The EQAO results continue to point to mathematics and the applied level as an area of focus.

2. Learning and Improvement Planning

Deeper analysis of the 2016-2017 EQAO results at both the system and school level is underway and will inform the revision of learning and plans for our school communities and for the board. These assessment results will be used in conjunction with other data to coordinate plans for improving student achievement and well-being consistent with the TCDSB Multi-Year Strategic Plan and Ministry of Education initiatives, to inform our Board Learning and Improvement Plan. Further details will be presented in upcoming reports to Board.

F. CONCLUDING STATEMENT

This report is for the consideration of the Board.