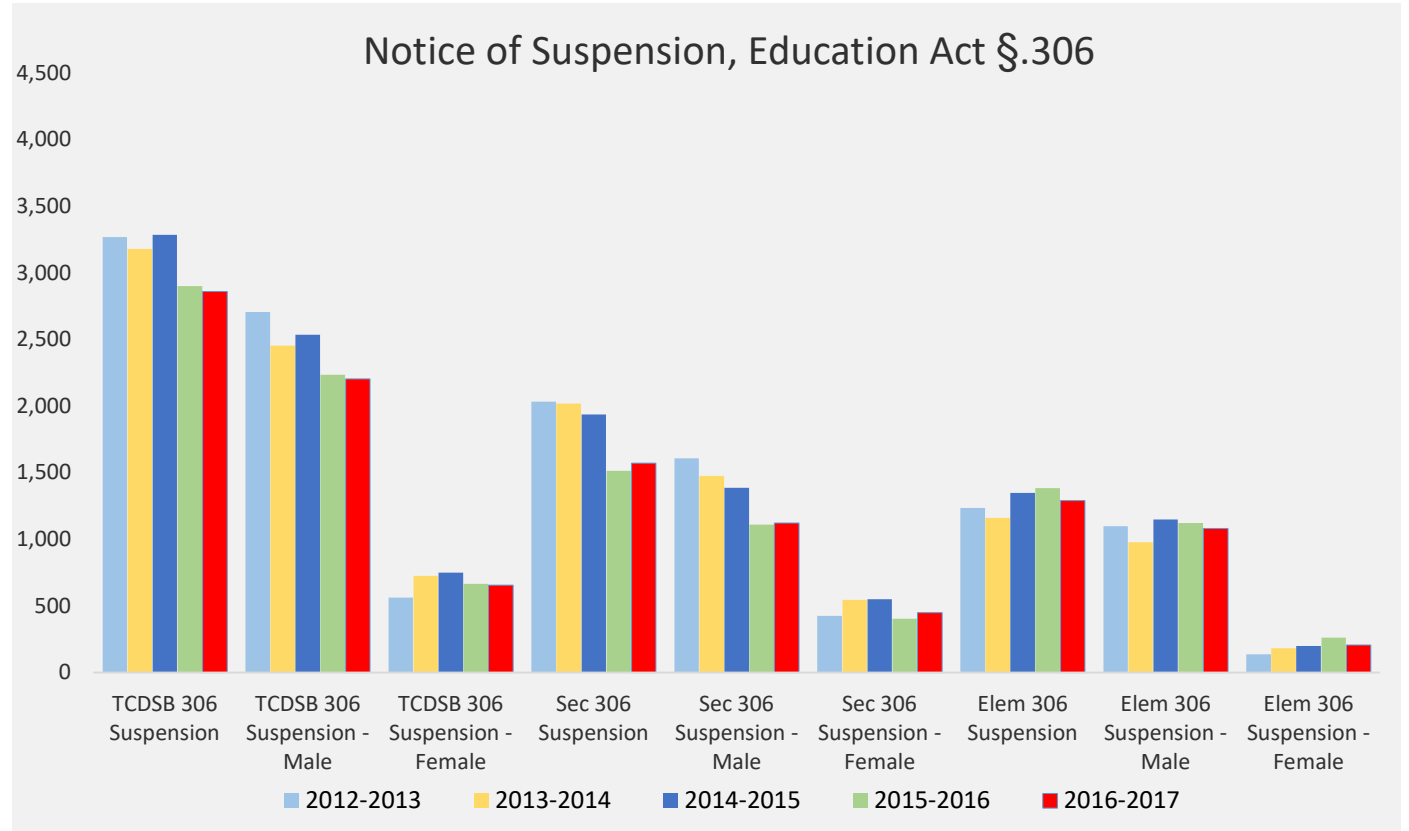
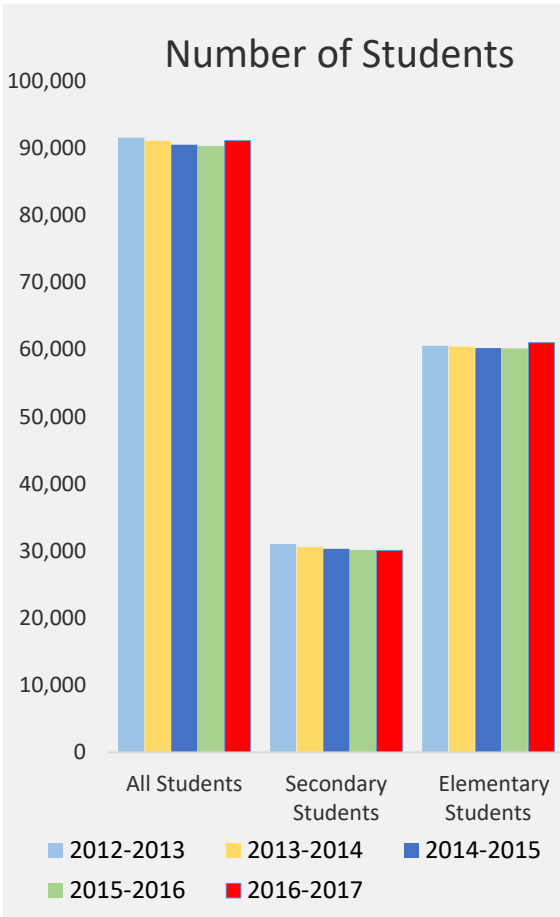


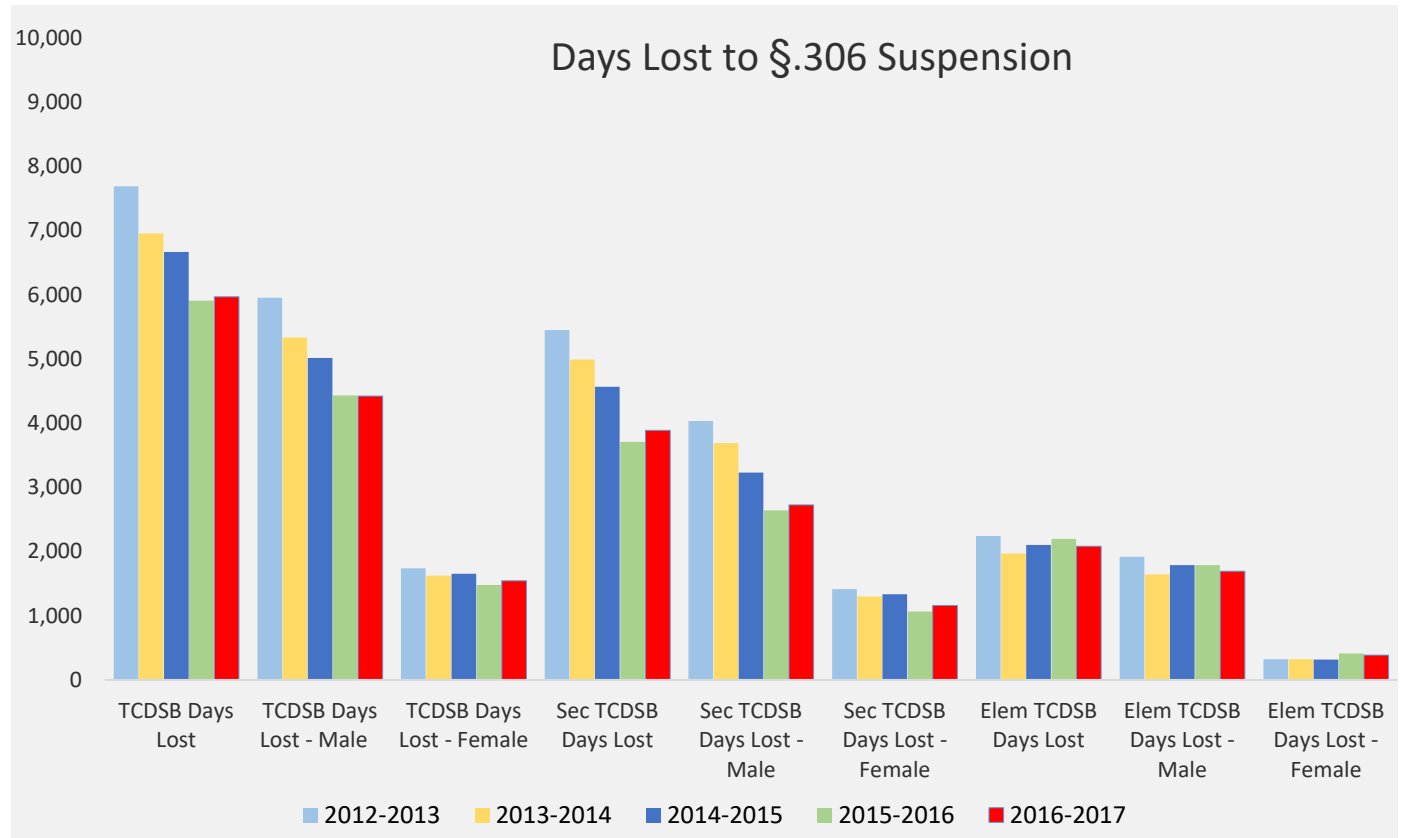
Notice of Suspension, Education Act §.306

| TCDSB | All Students | Secondary Students | Elementary Students | TCDSB 306 Suspension | TCDSB 306 Suspension - Male | TCDSB 306 Suspension - Female | Sec 306 Suspension | Sec 306 Suspension - Male | Sec 306 Suspension - Female | Elem 306 Suspension | Elem 306 Suspension - Male | Elem 306 Suspension - Female |
|-----------|--------------|--------------------|---------------------|----------------------|-----------------------------|-------------------------------|--------------------|---------------------------|-----------------------------|---------------------|----------------------------|------------------------------|
| 2012-2013 | 91,596 | 31,038 | 60,555 | 3,269 | 2,707 | 562 | 2,033 | 1,608 | 425 | 1,236 | 1,099 | 137 |
| 2013-2014 | 91,115 | 30,631 | 60,484 | 3,180 | 2,453 | 727 | 2,020 | 1,475 | 545 | 1,160 | 978 | 182 |
| 2014-2015 | 90,541 | 30,319 | 60,222 | 3,285 | 2,536 | 749 | 1,936 | 1,386 | 550 | 1,349 | 1,150 | 199 |
| 2015-2016 | 90,333 | 30,149 | 60,184 | 2,900 | 2,234 | 666 | 1,515 | 1,111 | 404 | 1,385 | 1,123 | 262 |
| 2016-2017 | 91,144 | 30,109 | 61,035 | 2,861 | 2,204 | 657 | 1,571 | 1,122 | 449 | 1,290 | 1,082 | 208 |



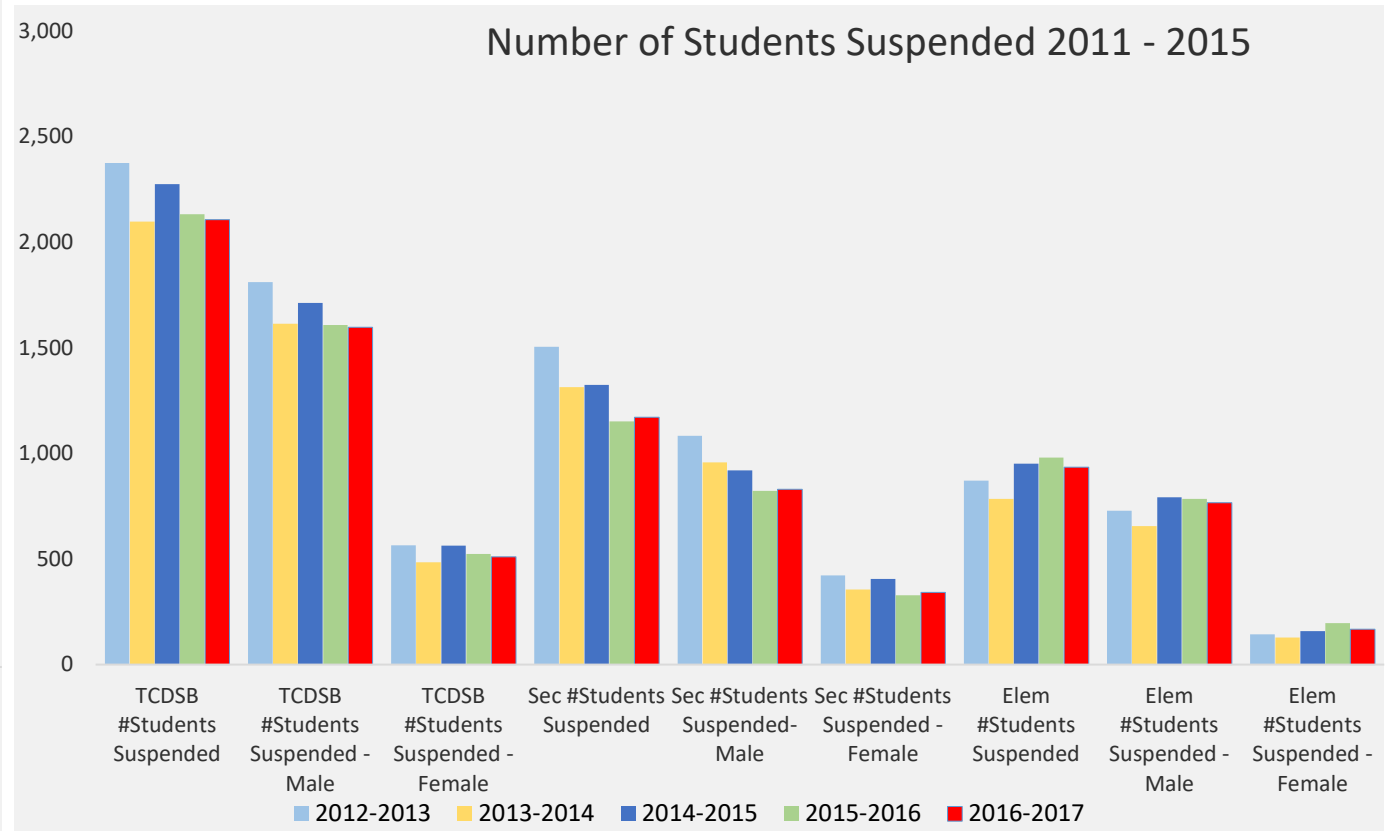
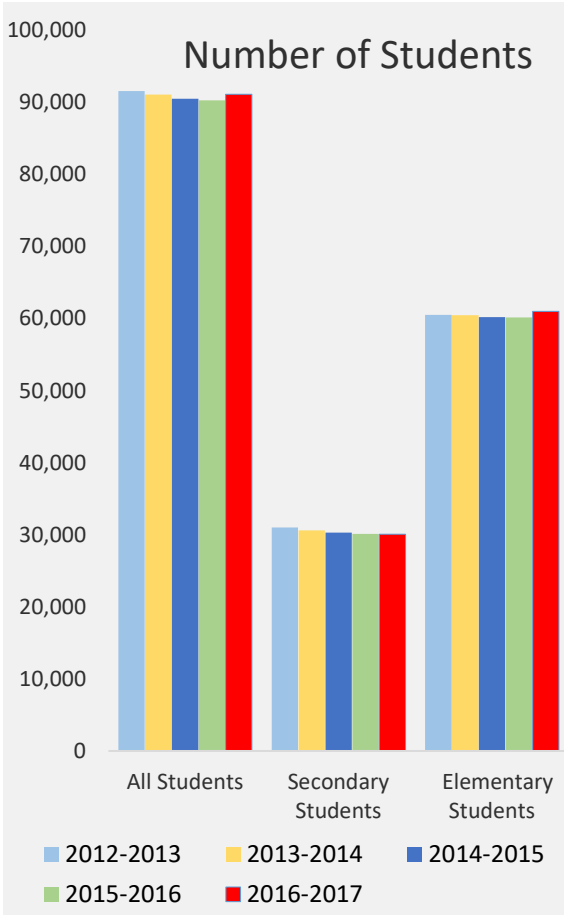
Days Lost to §.306 Suspension

| TCDSB | All Students | Secondary Students | Elementary Students | TCDSB Days Lost | TCDSB Days Lost - Male | TCDSB Days Lost - Female | Sec TCDSB Days Lost | Sec TCDSB Days Lost - Male | Sec TCDSB Days Lost - Female | Elem TCDSB Days Lost | Elem TCDSB Days Lost - Male | Elem TCDSB Days Lost - Female |
|-----------|--------------|--------------------|---------------------|-----------------|------------------------|--------------------------|---------------------|----------------------------|------------------------------|----------------------|-----------------------------|-------------------------------|
| 2012-2013 | 91,596 | 31,038 | 60,555 | 7,692 | 5,954 | 1,738 | 5,450 | 4,036 | 1,414 | 2,242 | 1,918 | 324 |
| 2013-2014 | 91,115 | 30,631 | 60,484 | 6,958 | 5,335 | 1,623 | 4,990 | 3,689 | 1,301 | 1,968 | 1,646 | 322 |
| 2014-2015 | 90,541 | 30,319 | 60,222 | 6,669 | 5,017 | 1,652 | 4,565 | 3,228 | 1,337 | 2,104 | 1,789 | 315 |
| 2015-2016 | 90,333 | 30,149 | 60,184 | 5,909 | 4,431 | 1,478 | 3,711 | 2,644 | 1,067 | 2,198 | 1,787 | 411 |
| 2016-2017 | 91,144 | 30,109 | 61,035 | 5,970 | 4,425 | 1,545 | 3,889 | 2,729 | 1,160 | 2,081 | 1,696 | 385 |



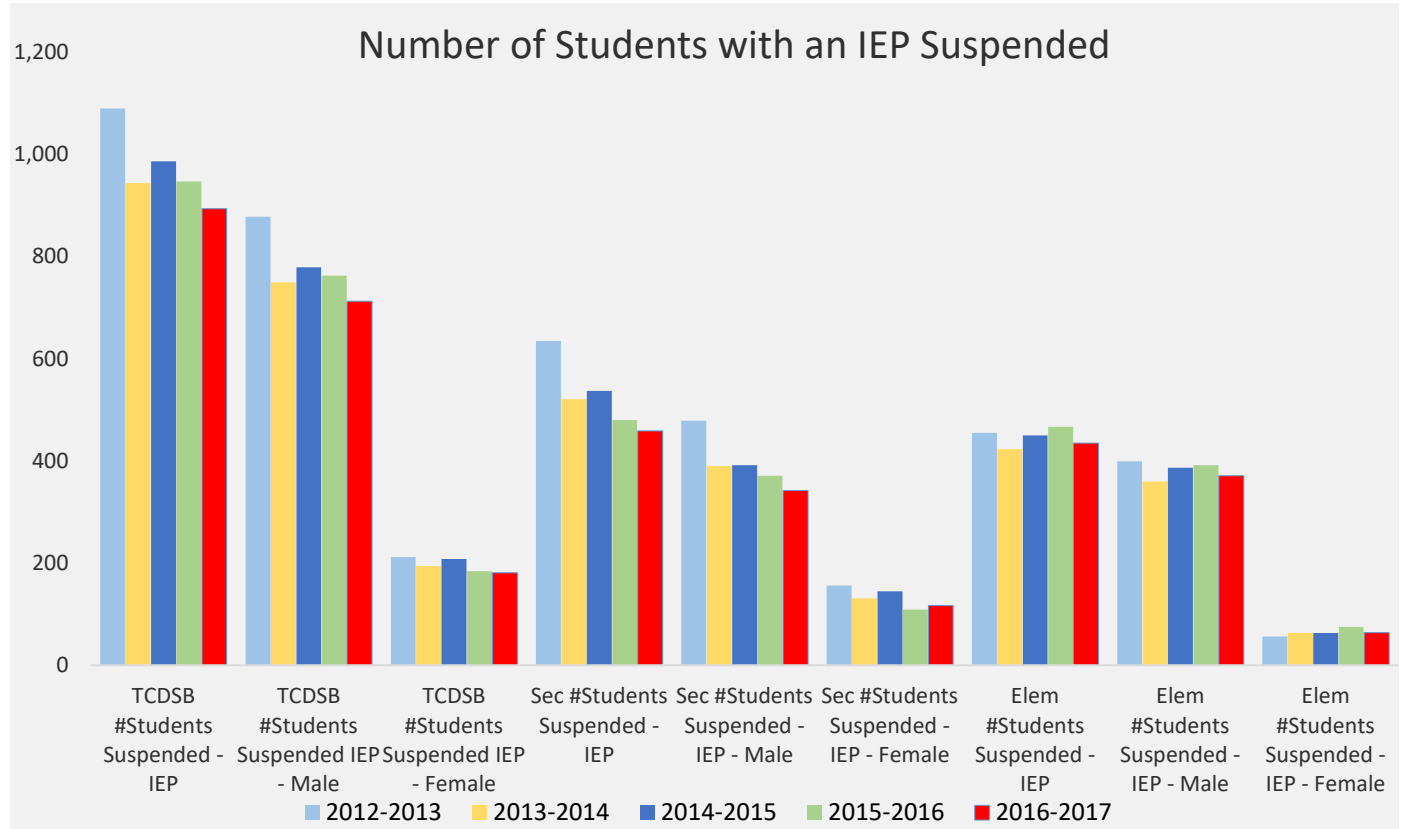
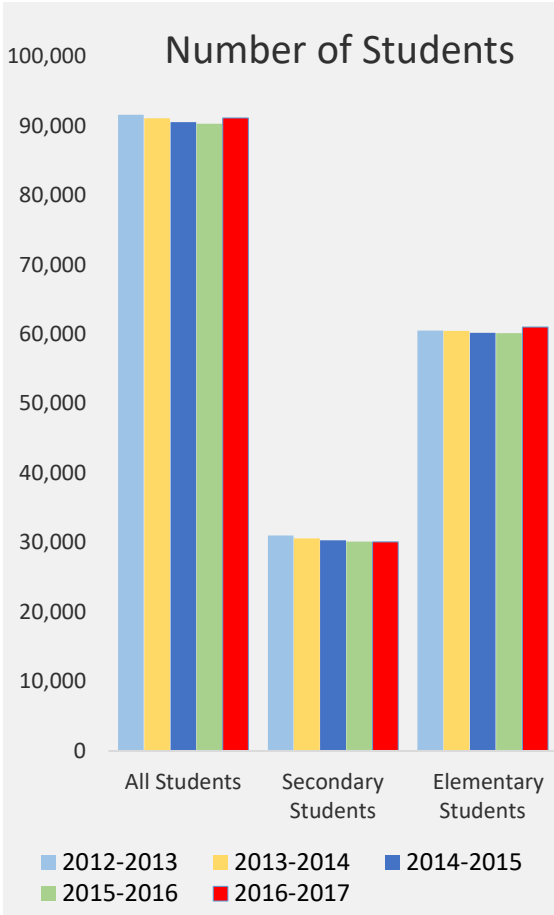
Number of Students Suspended 2010 - 2014

| TCDSB | All Students | Secondary Students | Elementary Students | TCDSB #Students Suspended | TCDSB #Students Suspended - Male | TCDSB #Students Suspended - Female | Sec #Students Suspended | Sec #Students Suspended - Male | Sec #Students Suspended - Female | Elem #Students Suspended | Elem #Students Suspended - Male | Elem #Students Suspended - Female |
|-----------|--------------|--------------------|---------------------|---------------------------|----------------------------------|------------------------------------|-------------------------|--------------------------------|----------------------------------|--------------------------|---------------------------------|-----------------------------------|
| 2012-2013 | 91,596 | 31,038 | 60,555 | 2,376 | 1,811 | 565 | 1,505 | 1,083 | 422 | 871 | 728 | 143 |
| 2013-2014 | 91,115 | 30,631 | 60,484 | 2,098 | 1,614 | 484 | 1,314 | 958 | 356 | 784 | 656 | 128 |
| 2014-2015 | 90,541 | 30,319 | 60,222 | 2,275 | 1,712 | 563 | 1,324 | 919 | 405 | 951 | 793 | 158 |
| 2015-2016 | 90,333 | 30,149 | 60,184 | 2,132 | 1,608 | 524 | 1,151 | 823 | 328 | 981 | 785 | 196 |
| 2016-2017 | 91,144 | 30,109 | 61,035 | 2,107 | 1,597 | 510 | 1,172 | 830 | 342 | 935 | 767 | 168 |



Number of Students with an IEP Suspended

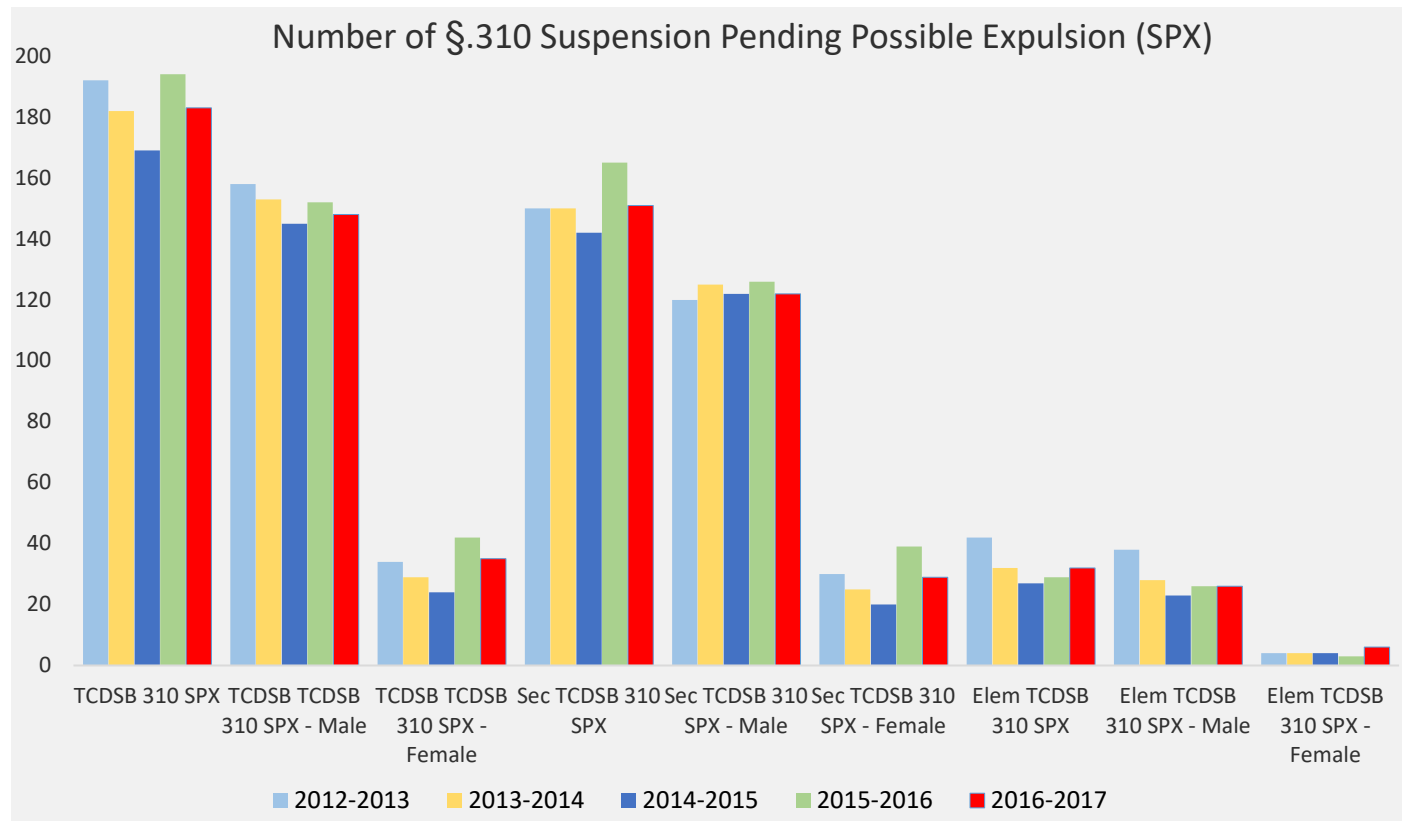
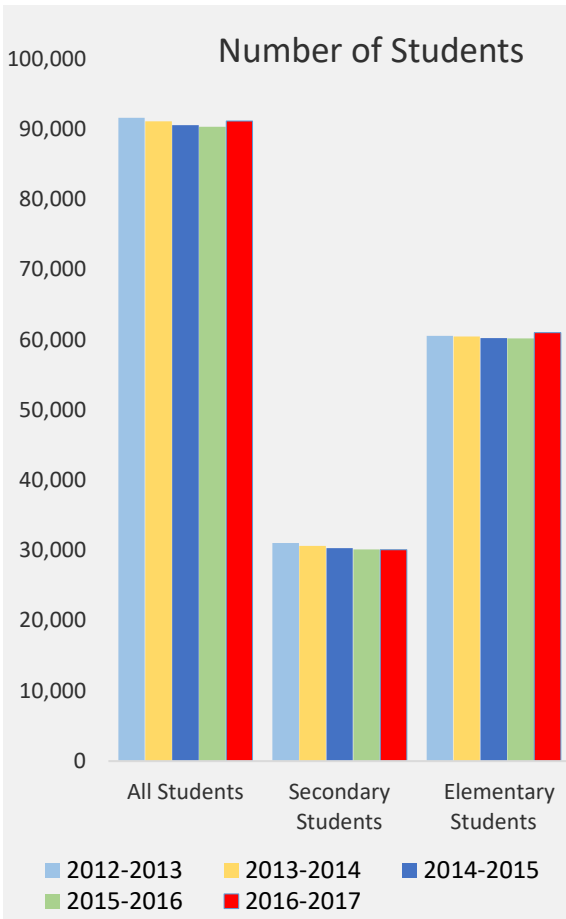
| TCDSB | All Students | Secondary Students | Elementary Students | TCDSB | TCDSB | TCDSB | Sec | Sec | Sec | Elem | Elem | Elem |
|-----------|--------------|--------------------|---------------------|-----------------|------------------------|--------------------------|-----------------|------------------------|--------------------------|-----------------|------------------------|--------------------------|
| | | | | #Students | #Students | #Students | #Students | #Students | #Students | #Students | #Students | #Students |
| | | | | Suspended - IEP | Suspended - IEP - Male | Suspended - IEP - Female | Suspended - IEP | Suspended - IEP - Male | Suspended - IEP - Female | Suspended - IEP | Suspended - IEP - Male | Suspended - IEP - Female |
| 2012-2013 | 91,596 | 31,038 | 60,555 | 1,090 | 878 | 212 | 635 | 479 | 156 | 455 | 399 | 56 |
| 2013-2014 | 91,115 | 30,631 | 60,484 | 944 | 750 | 194 | 521 | 390 | 131 | 423 | 360 | 63 |
| 2014-2015 | 90,541 | 30,319 | 60,222 | 987 | 779 | 208 | 537 | 392 | 145 | 450 | 387 | 63 |
| 2015-2016 | 90,333 | 30,149 | 60,184 | 947 | 763 | 184 | 480 | 371 | 109 | 467 | 392 | 75 |
| 2016-2017 | 91,144 | 30,109 | 61,035 | 894 | 713 | 181 | 459 | 342 | 117 | 435 | 371 | 64 |



Number of §.310 Suspension Pending Possible Expulsion (SPX) Issued

| TCDSB | All Students | Secondary Students | Elementary Students |
|-----------|--------------|--------------------|---------------------|
| 2012-2013 | 91,596 | 31,038 | 60,555 |
| 2013-2014 | 91,115 | 30,631 | 60,484 |
| 2014-2015 | 90,541 | 30,319 | 60,222 |
| 2015-2016 | 90,333 | 30,149 | 60,184 |
| 2016-2017 | 91,144 | 30,109 | 61,035 |

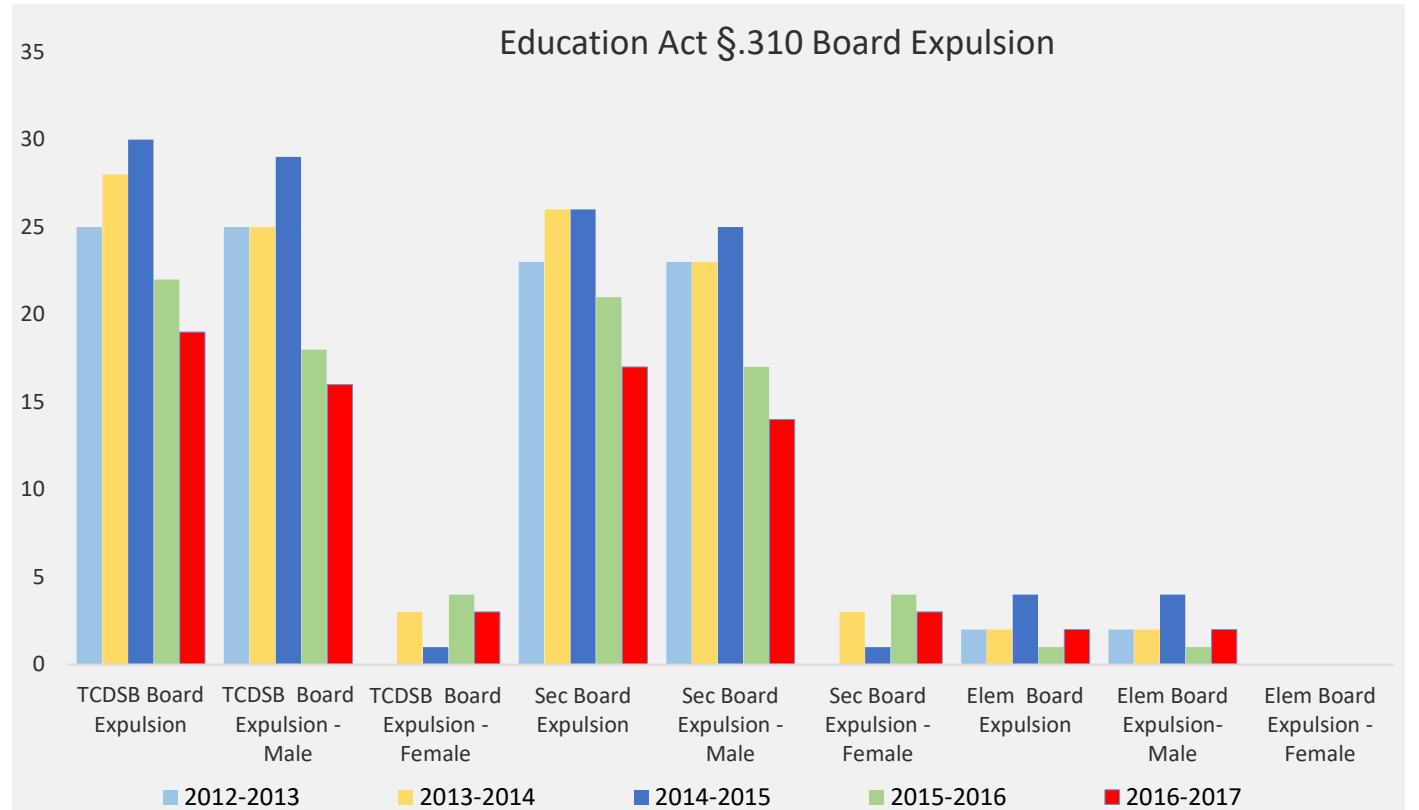
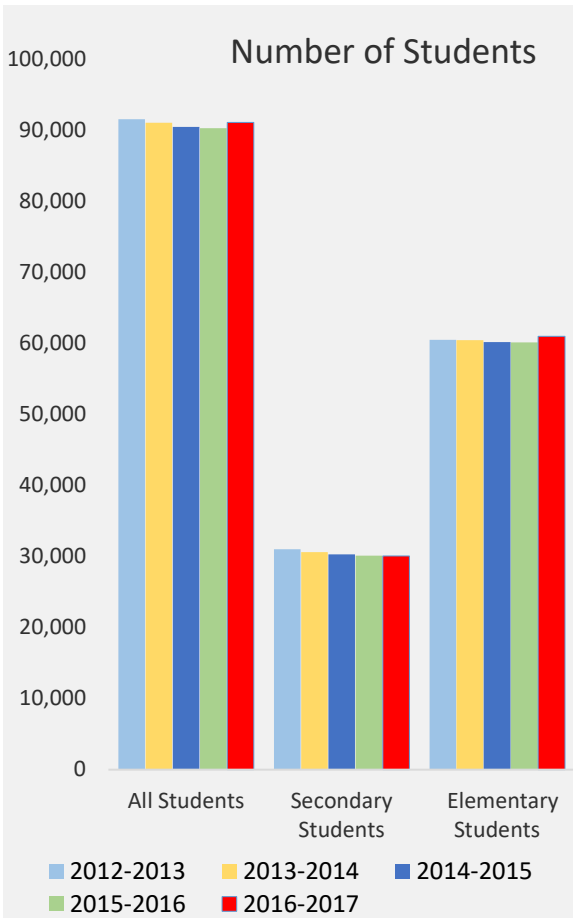
| TCDSB 310 SPX | TCDSB 310 SPX - Male | TCDSB 310 SPX - Female | Sec TCDSB 310 SPX | Sec TCDSB 310 SPX - Male | Sec TCDSB 310 SPX - Female | Elem TCDSB 310 SPX | Elem TCDSB 310 SPX - Male | Elem TCDSB 310 SPX - Female |
|---------------|----------------------|------------------------|-------------------|--------------------------|----------------------------|--------------------|---------------------------|-----------------------------|
| 192 | 158 | 34 | 150 | 120 | 30 | 42 | 38 | 4 |
| 182 | 153 | 29 | 150 | 125 | 25 | 32 | 28 | 4 |
| 169 | 145 | 24 | 142 | 122 | 20 | 27 | 23 | 4 |
| 194 | 152 | 42 | 165 | 126 | 39 | 29 | 26 | 3 |
| 183 | 148 | 35 | 151 | 122 | 29 | 32 | 26 | 6 |



Education Act §.310 Board Expulsions

| TCDSB | All Students | Secondary Students | Elementary Students |
|-----------|--------------|--------------------|---------------------|
| 2012-2013 | 91,596 | 31,038 | 60,555 |
| 2013-2014 | 91,115 | 30,631 | 60,484 |
| 2014-2015 | 90,541 | 30,319 | 60,222 |
| 2015-2016 | 90,333 | 30,149 | 60,184 |
| 2016-2017 | 91,144 | 30,109 | 61,035 |

| TCDSB Board Expulsion | TCDSB Board Expulsion - Male | TCDSB Board Expulsion - Female | Sec Board Expulsion | Sec Board Expulsion - Male | Sec Board Expulsion - Female | Elem Board Expulsion | Elem Board Expulsion - Male | Elem Board Expulsion - Female |
|-----------------------|------------------------------|--------------------------------|---------------------|----------------------------|------------------------------|----------------------|-----------------------------|-------------------------------|
| 25 | 25 | 0 | 23 | 23 | 0 | 2 | 2 | 0 |
| 28 | 25 | 3 | 26 | 23 | 3 | 2 | 2 | 0 |
| 30 | 29 | 1 | 26 | 25 | 1 | 4 | 4 | 0 |
| 22 | 18 | 4 | 21 | 17 | 4 | 1 | 1 | 0 |
| 19 | 16 | 3 | 17 | 14 | 3 | 2 | 2 | 0 |



Education Act §.310 School Expulsions

| TCDSB | All Students | Secondary Students | Elementary Students | TCDSB School Expulsion | TCDSB School Expulsion - Male | TCDSB School Expulsion - Female | Sec School Expulsion | Sec School Expulsion - Male | Sec School Expulsion - Female | Elem School Expulsion | Elem School Expulsion - Male | Elem School Expulsion - Female |
|-----------|--------------|--------------------|---------------------|------------------------|-------------------------------|---------------------------------|----------------------|-----------------------------|-------------------------------|-----------------------|------------------------------|--------------------------------|
| 2012-2013 | 91,596 | 31,038 | 60,555 | 58 | 41 | 17 | 57 | 40 | 17 | 1 | 1 | 0 |
| 2013-2014 | 91,115 | 30,631 | 60,484 | 61 | 53 | 8 | 57 | 50 | 7 | 4 | 3 | 1 |
| 2014-2015 | 90,541 | 30,319 | 60,222 | 48 | 40 | 8 | 47 | 39 | 8 | 1 | 1 | 0 |
| 2015-2016 | 90,333 | 30,149 | 60,184 | 48 | 32 | 16 | 47 | 31 | 16 | 1 | 1 | 0 |
| 2016-2017 | 91,144 | 30,109 | 61,035 | 45 | 40 | 5 | 44 | 40 | 4 | 1 | 0 | 1 |

