



## REPORT TO

CORPORATE SERVICES, STRATEGIC  
PLANNING AND PROPERTY  
COMMITTEE

## 2024-25 CONSENSUS ENROLMENT PROJECTIONS

*The end of a matter is better than its beginning, and patience is better than pride. - Ecclesiastes 7:8*

## Drafted :

April 3, 2024

## Meeting Date

April 18, 2024

K. Rajasooriar. Supervisor/Demographer, Planning Services

T. Oltarzewski. Supervisor, Municipal Planning, Planning Services

B. Leporati, Senior Coordinator, Planning Services

M. Loberto, Superintendent, Planning and Development Services

## INFORMATION REPORT

**Vision:** *IN GOD'S IMAGE: Growing in Knowledge, with Justice and Hope.*

**Mission:** *Nurturing the faith development and academic excellence of our Catholic learning community through the love of God, neighbour, and self.*



MULTI-YEAR STRATEGIC PLAN  
2022 - 2025

**IN GOD'S IMAGE:** Growing in Knowledge, with Justice and Hope



Brendan Browne  
Director of Education

Adrian Della Mora  
Associate Director of Academic  
Affairs & Chief Operating Officer

Derek Boyce  
Associate Director of Corporate  
Services and Chief Commercial Officer

Ryan Putnam  
Chief Financial Officer and Treasurer

## A. EXECUTIVE SUMMARY

This report provides consensus enrolment projections for the 2024-25 school year. Enrolment projections form the basis of budget and staffing estimates which are collectively submitted to the Ministry of Education on an annual basis.

Enrolment projections for October 31, 2024, are based on October 31, 2023 pupil counts. Several key variables inform the projection model include, but not limited to, historical retention rates, census data and consultation with local school principals. Projections are also verified against known data in SOAR (Student Online Admission and Registration) as well as ASPEN SIS (Student Information System).

<b>TCDSB Current &amp; Projected Enrolment (ADE)</b>			
<b>Year</b>	<b>*2023 (Proj.)</b>	<b>2023 (Current)</b>	<b>2024</b>
<b>Elem.</b>	57,727	58,554	58,285
<b>Sec.</b>	26,619	26,863	27,749
<b>Total</b>	<b>84,346</b>	<b>85,417</b>	<b>86,034</b>
<b>Annual Change</b>	-	<b>1,071</b>	<b>617</b>

*\*Oct 31<sup>st</sup> 2023 Projected Numbers were received by the Board in April 2023 and are displayed for comparison purposes. Projected secondary ADE numbers include MSGR Fraser under 21 students.*

Projected enrolment for the 2024-2025 school year indicates a decrease of 269 students or -0.4% in the elementary panel and an increase of 886 or 3% in the secondary panel when compared to actual enrolment for the 2023-24 school year.

## B. BACKGROUND

1. ***Preliminary projections (Appendices A and B) were reviewed and validated by all Area Superintendents and School Principals to form the Consensus Enrolment Projections.*** This validation process occurred throughout January and February 2024 and where appropriate, changes were incorporated into the projection model resulting in a consensus enrolment projection. Additionally, projection figures were validated by comparing preliminary numbers against March 2024 known data in both SOAR and ASPEN SIS.
2. ***Elementary enrolment (Figure 1) is projected to be 58,285 students (ADE) for the 2024-2025 school year.*** This represents a forecasted decrease of approximately 269 students or -0.4%.

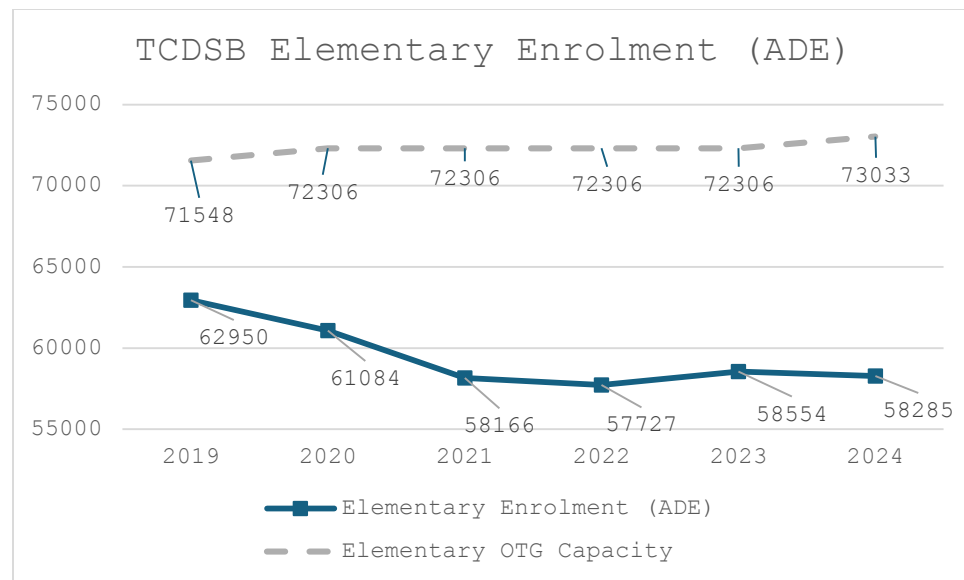


Figure 1

3. ***Secondary enrolment (Figure 2) is projected to be 27,749 students (ADE) for the 2024-2025 school year.*** This represents a forecasted increase of approximately 886 students or 3%.

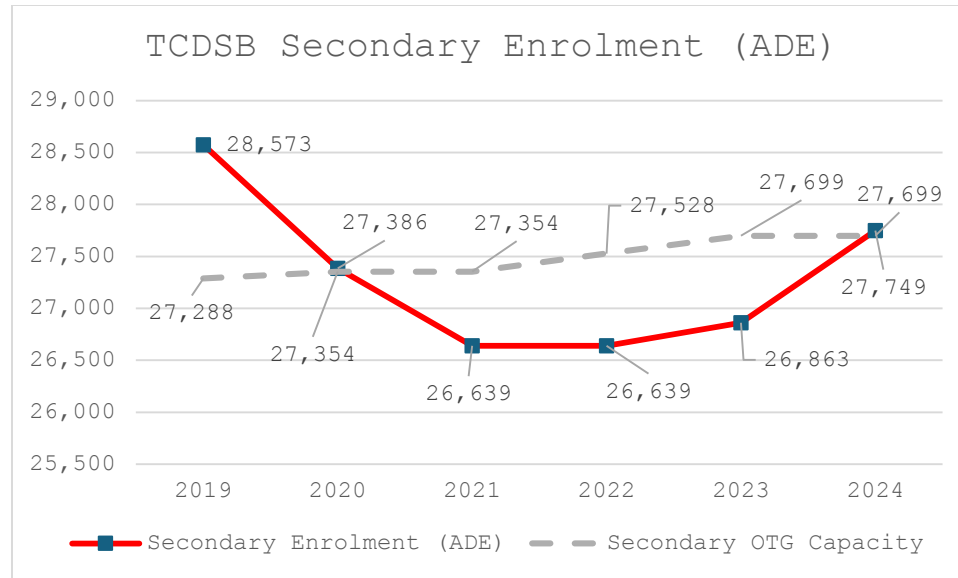


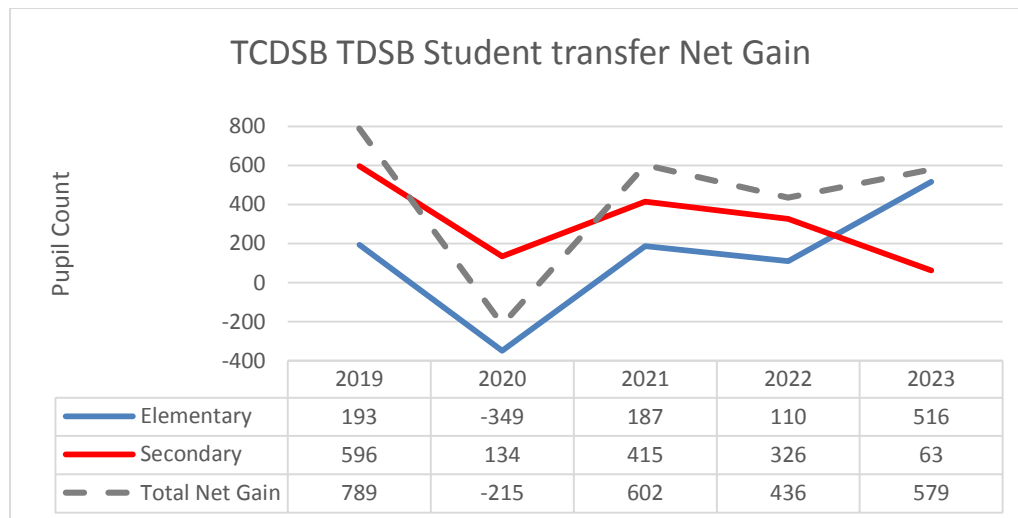
Figure 2

## C. EVIDENCE/RESEARCH/ANALYSIS

1. ***JK student enrolment is projected to continue a slow recovery from lower levels seen in recent years.*** JK enrolment is experiencing a gradual recovery resulting in a stable FDK projection. FDK (JK/SK) projected numbers were verified against applications received in SOAR. In advance of registration for the 2024-25 school year, the Communications department ran a social media digital ad campaign, city-wide, to promote the Junior Kindergarten program at the TCDSB. Social media campaigns will continue to be administered to promote TCDSB registration.
2. ***Secondary panel growth can be attributed to a second consecutive year of increased Grade 9 intake and a large 2023-2024 Grade 8 cohort.*** Increases in the Grade 9, 10 and 12 years are the main contributing factors to the overall growth seen in the secondary panel for the 2024-2025 school year.
  - Enrolment caps have been increased for Grade 9 intake at secondary schools where physical space allows to accommodate a greater number of students, attributing to an increase of approximately 215 students amongst those schools with increased enrolment caps. This, in combination with a larger previous year Grade 8 cohort, has resulted in a 6% increase year over year for the Grade 9 cohort.

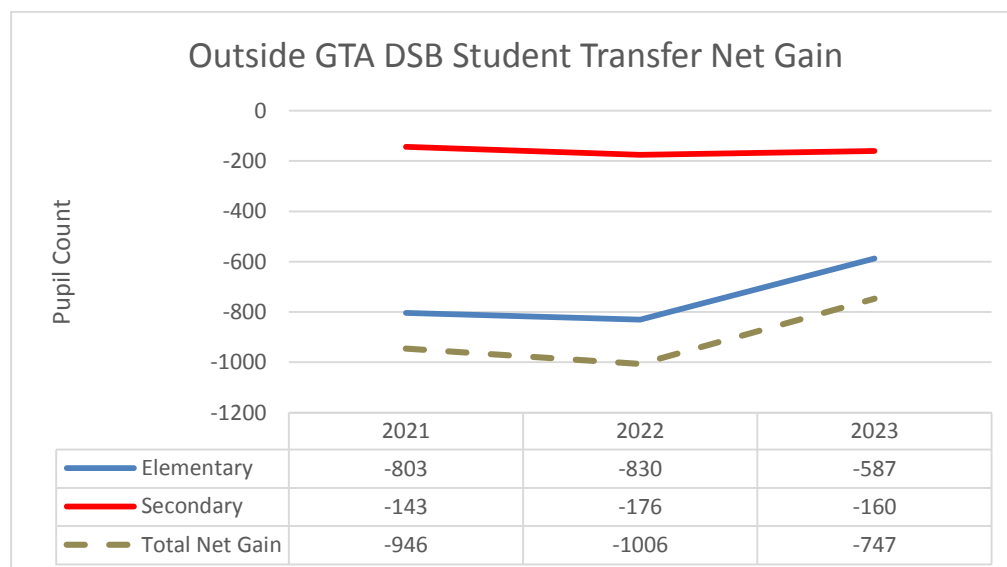
- Enrolment in Grades 10 and 12 are seeing 6% and 3% increases year over year respectively as strong cohorts from the previous school year progress into the next year.
  - The Grade 12 projection includes approximately 500 students who have indicated they will return for a fifth secondary school year as verified through SIS records. This figure is consistent with the 2023-2024 total of 573 fifth year students.
  - Additionally, a smaller Grade 12 cohort will leave the panel at the end of the 2023-2024 school year.
  - 80% of TCDSB Secondary schools are projected to see increases in enrolment.
  - Secondary projected enrolment was verified against March 2024 known placement data in ASPEN SIS.
3. ***Increased immigration has a limited effect on TCDSB enrolment.*** According to Environics software, the City of Toronto has grown in population by approximately net 32,615 or 1% from 2022 to 2023, inclusive of those that have migrated out of the city. However, the number of newcomer students to the TCDSB in both panels decreased by 36% or 1,588 students year over year from the 2022-2023 to the 2023-2024 school year. The majority of newcomers are arriving from countries with traditionally lower Catholic populations, which limits their eligibility for enrolment in the TCDSB at the elementary level.
4. ***International Student enrolment has continued has increased from the previous year.*** While not fully recovered to the numbers seen pre-pandemic, current international student enrolment, projected at 816 students between both panels, represents an increase of over 300 from the last school year. Pre-pandemic International student numbers averaged approximately 1,200 students between both panels.
5. ***The 2023-2024 number of student transfers between the TCDSB and TDSB has remained stable.*** Between the 2021-2022 and 2023-2024 school years, the total net gain student transfer averaged 539 between both panels.
- For the 2023-2024 school year, Secondary student transfer net gain was slightly less than the 3-year historical average.
  - An analysis of the top TCDSB elementary schools with positive gains indicate they are receiving students from areas where a TDSB Junior School ends in Grade 5 or 6. The influx of TDSB elementary students

balances the overall enrolment in the panel against the smaller class cohorts observed in primary grades.



*\*(Data collected from internal software)*

6. TCDSB net student transfers between school boards outside of the Greater Toronto area are at a net loss of -747 indicating that ***migration of TCDSB school aged children out of the City of Toronto has slowed by 25% compared to the previous school year.***



7. ***Residential development data gathered from the tracking of City of Toronto development applications is utilised in the Board's annual enrolment projection process to estimate future student populations.*** The

development database is updated as applications are received, to reflect key changes, residential unit counts, build timelines and completion of development proposals across the City. ***Additional information on development applications and a heat map can be found in Appendices ‘C’ and ‘D’.***

## **D. METRICS AND ACCOUNTABILITY**

1. ***The consensus projections for 2024-25 have been operationalized.*** Staffing models are driven by these projections through collaboration between the Human Resources, Financial Services, Information Technology and Planning departments along with the Academic team.

## **E. CONCLUDING STATEMENT**

This report is for the information of the Board of Trustees.